

菲律賓疫苗接種紀錄樣本 Sample Vaccination Record of the Philippines

由菲律賓檢疫局簽發的疫苗接種或預防措施國際證書（俗稱「黃皮書」）

International Certificate of Vaccination or Prophylaxis (ICVP) issued by the Bureau of Quarantine (BOQ) of the Philippines (known as “Yellow Card”)

封面 Cover Page



個人資料頁

- 載有個人資料，包括姓名、出生日期及護照號碼。

User Information Page

- Contains personal particulars, including name, date of birth and passport number.

「黃皮書」（最新版本）
“Yellow Card” (Latest Version)

- 較早期簽發的「黃皮書」並沒有護照號碼，菲律賓身份證號碼（如適用）為空白欄位。抵港人士須額外夾附一張由菲律賓檢疫局發出、載有菲律賓護照號碼的證書。
- An earlier version of the “Yellow Card” does not contain the passport number but only a blank field on “national identification document (“if applicable”)”. A person arriving at Hong Kong should also provide a Certificate issued by BOQ of the Philippines providing the Philippine passport number together with the “Yellow Card”.



「黃皮書」（較早期版本）及菲律賓檢疫局發出的證書
“Yellow Card” (Earlier Version) and the Certificate issued by BOQ of the Philippines

「黃皮書」內頁 Inside Page of the “Yellow Card”

- 載有接種 2019 冠狀病毒疫苗的資料，包括疫苗名稱及接種日期等。
- Contains information on COVID-19 vaccination, including vaccine name and vaccination date, etc.

INTERNATIONAL CERTIFICATE OF VACCINATION OR PROPHYLAXIS			CERTIFICAT INTERNATIONAL DE VACCINATION OU DE PROPHYLAXIE		
VACCINE OR PROPHYLAXIS	DATE	REGISTERED AND PROFESSIONAL STATUS OR REPRESENTING CLINICIAN	MANUFACTURER AND BATCH NO. OF VACCINE OR PROPHYLAXIS	CERTIFICATE VALID FROM... UNTIL...	OFFICIAL STAMP OF ADMINISTERING CENTER
1 COVID-19 1ST DOSE	17 JUN 2021	FOR LGU OF CALOOCAN K.N. BAUTISTA ARENAS DR. G. P. 128410	PFIZER-BIONTECH		MANILA, PHILIPPINES
2 COVID-19 2ND DOSE	08 JUL 2021	FOR LGU OF CALOOCAN K.N. BAUTISTA ARENAS DR. G. P. 128410	PFIZER-BIONTECH	NOT APPLICABLE	MANILA, PHILIPPINES
3			PFIZER INC. LOT# F0598	NOT APPLICABLE	MANILA, PHILIPPINES
4					

如何核證疫苗紀錄真確性

How to verify the authenticity of the vaccination record

- (a) 瀏覽菲律賓檢疫局網址(<https://icv.boq.ph>)或下載菲律賓檢疫局應用程式「BOQ OBS」(如圖 1)。
- (b) - 按「核實檢疫局證書」, 打開掃描器(如圖 2)。
- 掃描「黃皮書」內的二維碼。
- 確認疫苗接種資料與「黃皮書」內的資料相同(如圖 3)。
- (a) Visit the Website of BOQ of the Philippines (<https://icv.boq.ph>) or Download the Application of BOQ of the Philippines “BOQ OBS” (see Picture 1).
- (b) - Click the Button “VERIFY BOQ CERTIFICATE” to open the BOQ QR Scanner Application (see Picture 2)
- Scan the QR Code on the “Yellow Card”.
- Confirm that the vaccination information is the same as that on the “Yellow Card” (see Picture 3).




圖 1
Picture 1




圖 2
Picture 2



此位置顯示姓名
The name is shown here

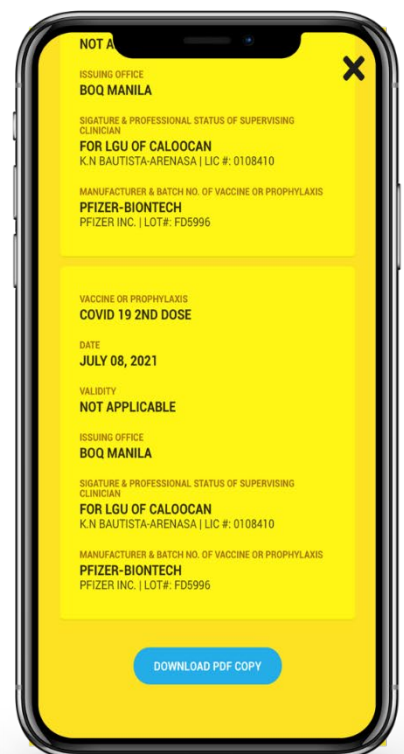
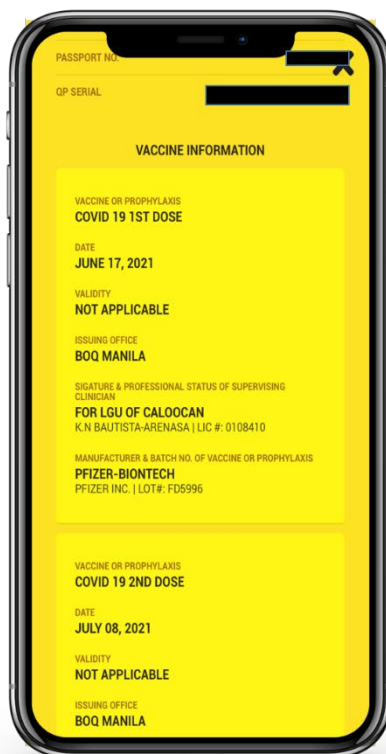



圖 3
Picture 3