

# 2019冠狀病毒病死亡個案報告初步數據分析

(2021年12月31日至2023年1月11日00:00)

## Provisional Data Analysis on COVID-19 Reported Death Cases

(from 31 Dec 2021 up till 11 Jan 2023 00:00)



版本日期:2023年1月12日  
Version date: 12 Jan 2023

資料來源：衛生署衛生防護中心 Source: Centre for Health Protection of the Department of Health

特別感謝醫院管理局提供進一步資料以協助分析 Special thanks to the Hospital Authority for provision of further information to facilitate analysis

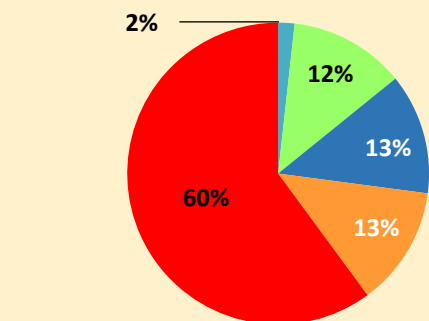
新冠疫苗能保護個人，預防2019冠狀病毒病的嚴重疾病和併發症。在本港，接種兩或三劑新冠疫苗個案的死亡率遠低於未接種的個案。就此，政府強烈建議合資格人士（尤其是12歲以下及60歲以上人士）應盡快接種疫苗。

COVID-19 vaccines can protect individuals from severe illnesses and complications from COVID-19. Locally, **cases vaccinated with 2 or 3 doses have much lower fatality rate than the unvaccinated.** With that, the Government strongly recommended eligible persons (especially those aged under 12 as well as those aged 60 and above) to get vaccinated as soon as possible.

### 第5波死者個案 Deceased in the 5th Wave<sup>@</sup>

累計數目 Cumulative number	12,330
年齡範圍 Age range	0 - 112
年齡中位數 Median	86
男性與女性比例 Male to female ratio	1.37

### 疫苗接種史\* Vaccination History

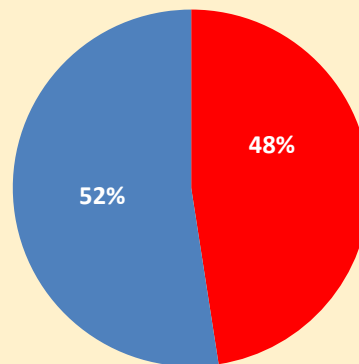


- 已接種四劑(滿14天) Received 4 doses (reached 14 days)
- 已接種三劑(滿14天) Received 3 doses (reached 14 days)
- 已接種兩劑(滿14天) Received 2 doses (reached 14 days)
- 已接種一劑(滿14天) Received 1 dose (reached 14 days)
- 沒有接種疫苗# Unvaccinated#

約六成沒有  
接種疫苗#  
About 60% were  
unvaccinated#

# 包括已接種一劑但未滿  
14天的人士 Including  
those that have received 1  
dose but not yet reached  
14 days

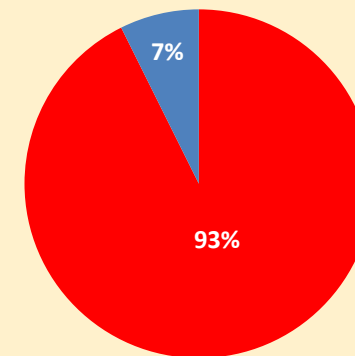
### 居住院舍情況\* Residential Care Home (RCH) Status



- 院舍人士 RCH Residents
- 非院舍人士 Non-RCH Residents

約一半為居於院舍人士  
About 50% were  
RCH residents

### 長期病患歷史情況\* History of Known Chronic Diseases



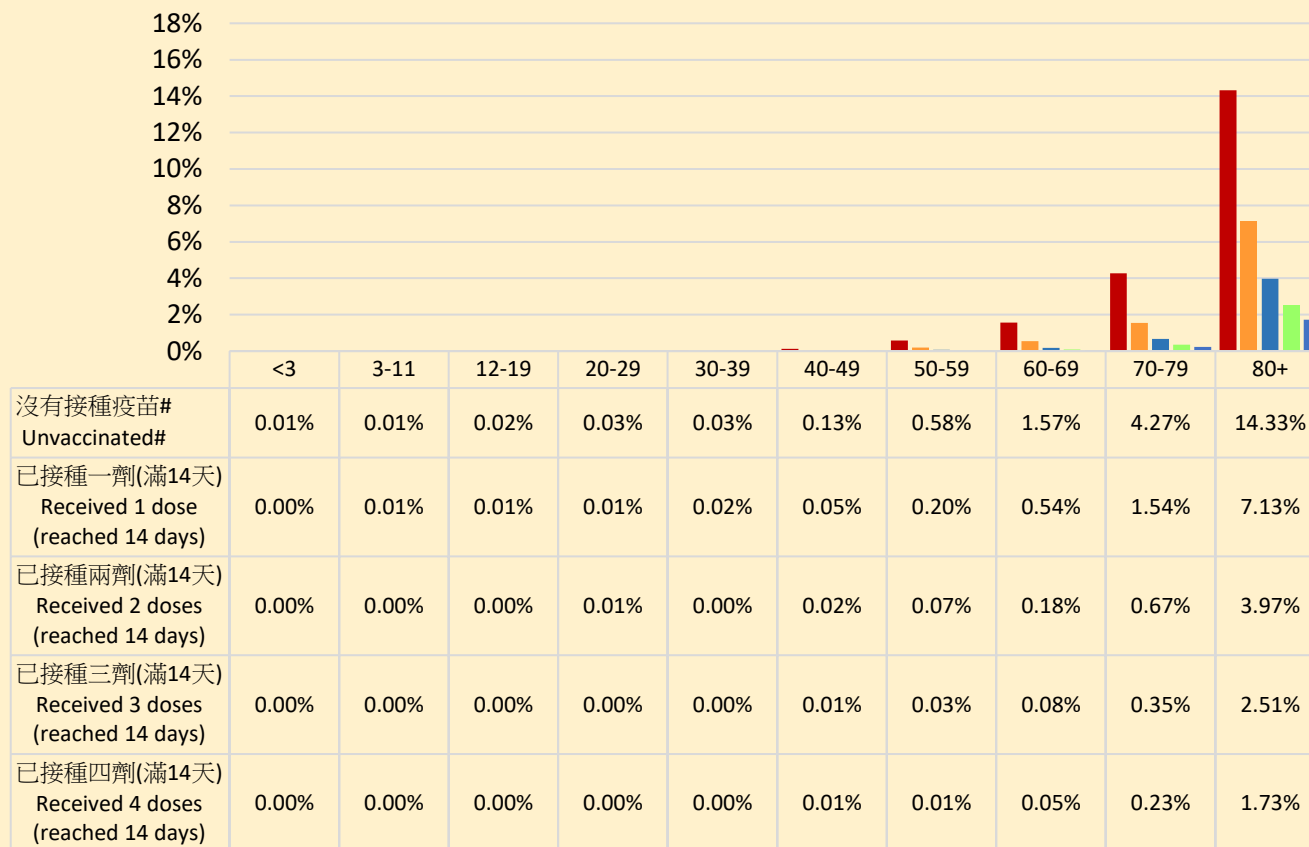
- 已知有長期病患 With known chronic diseases
- 沒有長期病患歷史 No history of chronic diseases

超過九成有已知長期病患情況  
More than 90% were  
with known chronic diseases

@ 不包括輸入個案 Excluding imported cases \* 不包括待定個案 Excluding pending cases

## 按年齡組別和疫苗接種情況\*劃分的死亡率 Case Fatality Rate by Age Group and Vaccination Status\*

- 超過**95%**死亡個案為**60歲**或以上長者
- 接種首劑疫苗已有明顯保護力
- 依時接種第二和第三劑疫苗，可進一步提高保護力
- 早接種，早保護
- **Over 95% fatal cases were elderly aged 60 years or above**
- **Having the first dose already offers observable protection**
- **Timely having the second and the third doses can enhance protection**
- **Early vaccination for early protection**



\* 計算是根據個別個案的呈報日期，相對於疫苗接種日期之時間間隔。這額外對計算疫苗劑數的方法是自2022年4月7日開始應用，包括追溯所有過往數據。

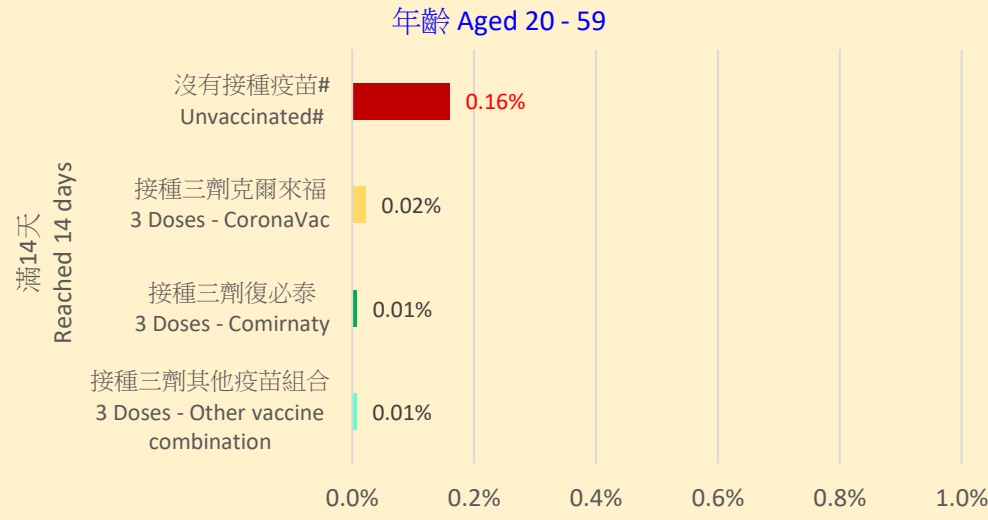
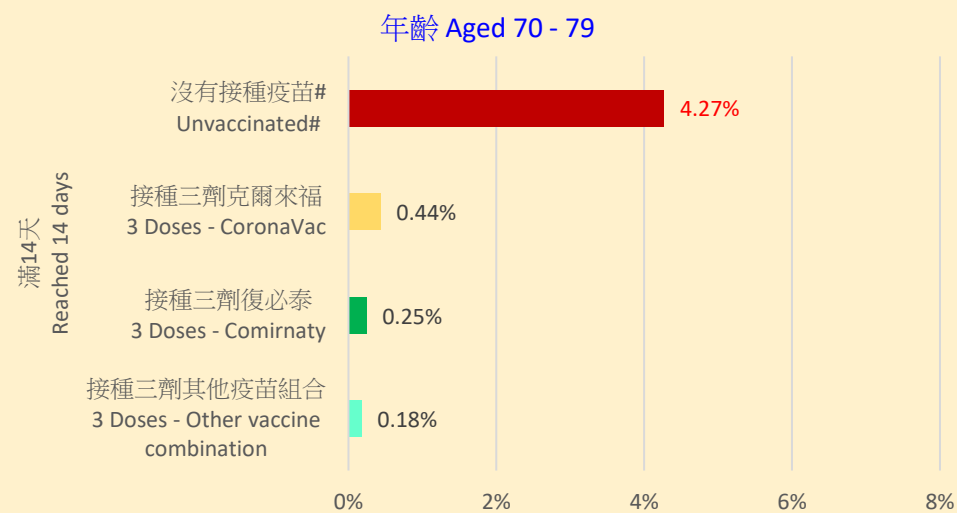
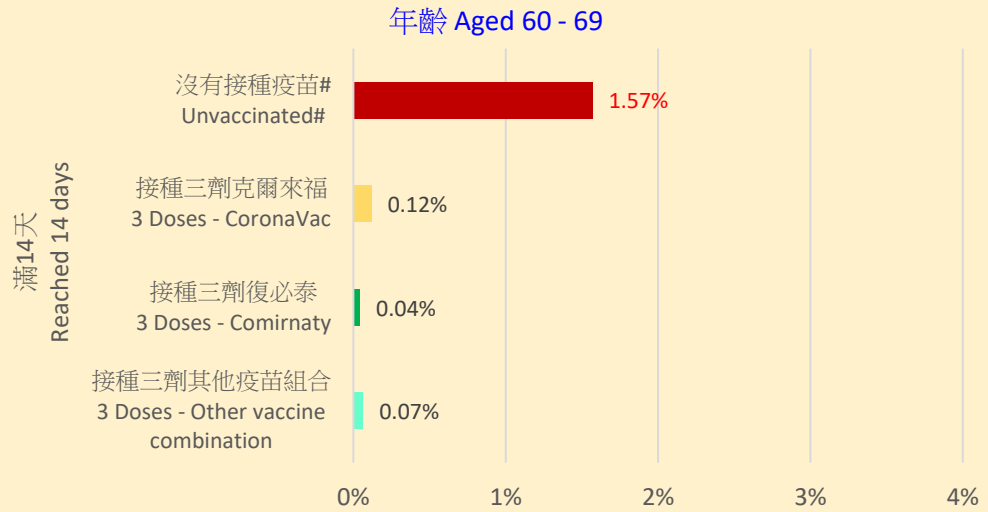
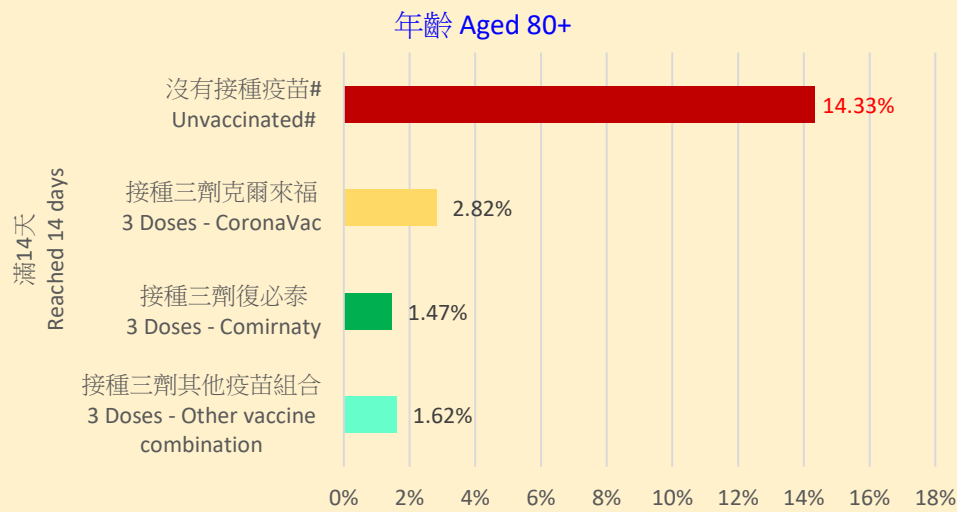
It is counted based on the date of case reporting of each reported case with respect to the date of vaccination to arrive at the time interval. This additional counting method for 'no. of vaccine doses received' is implemented starting from 7 April 2022, including all retrospective data.

# 包括已接種一劑但未滿14天的人士 Including those that have received 1 dose but not yet reached 14 days

- 新型冠狀病毒測試結果呈陽性的個案，如果在首次陽性樣本收集日期的28日內死亡，則會被列為2019冠狀病毒病的死亡個案。死者的死因可能與2019冠狀病毒病無關。
- 由於第五波疫情尚未結束，分析以上的臨時數據時必需謹慎，可能需要更長時間以收集更多數據或等待第五波完結後才能得出更有效的結論。
- COVID-19 death case is defined as a death in a person with positive SARS-CoV-2 result and died within 28 days of the first positive specimen collection day. The underlying cause of death may have been unrelated to COVID-19.
- As the 5th wave is still ongoing, the above provisional data need to be interpreted carefully. More significant conclusion can only be drawn when more data are available or when the 5th wave is over.

接種任何三劑疫苗，死亡風險大幅減少，特別是較年長的年齡組別  
Receiving 3 doses of any vaccines greatly reduces death risk especially in the older age group

接種三劑疫苗相對沒有接種疫苗的死亡率（以20歲或以上年齡組別劃分）  
Case fatality rate of 3 dose vaccine as compared against unvaccinated by age groups of 20+



# 包括已接種一劑但未滿 14 天的人士 Including those that have received 1 dose but not yet reached 14 days

## 按年齡組別及疫苗接種情況劃分的死亡率 Case Fatality Rate by Age Group and Vaccination Status

疫苗接種情況 (在個案報告日期已滿14天) Vaccination Status (reached 14 days as at case report date)	年齡組別 Age Group											總計 Grand Total
	<3	3 - 11	12 - 19	20 - 29	30 - 39	40 - 49	50 - 59	60 - 69	70 - 79	80+	待定 Pending	
<b>總計 Grand total</b>	<b>0.01%</b>	<b>0.00%</b>	<b>0.00%</b>	<b>0.01%</b>	<b>0.01%</b>	<b>0.02%</b>	<b>0.08%</b>	<b>0.28%</b>	<b>1.10%</b>	<b>6.85%</b>	<b>0.05%</b>	<b>0.46%</b>
沒有接種疫苗# Unvaccinated#	0.01%	0.01%	0.02%	0.03%	0.03%	0.13%	0.58%	1.57%	4.27%	14.33%	N/A	2.03%
<b>接種一劑疫苗總計 1 Dose – Overall</b>	<b>0.00%</b>	<b>0.01%</b>	<b>0.01%</b>	<b>0.01%</b>	<b>0.02%</b>	<b>0.05%</b>	<b>0.20%</b>	<b>0.54%</b>	<b>1.54%</b>	<b>7.13%</b>	<b>N/A</b>	<b>1.00%</b>
接種一劑克爾來福 1 Dose – CoronaVac	0.00%	0.01%	0.00%	0.03%	0.03%	0.08%	0.22%	0.56%	1.64%	7.26%	N/A	1.43%
接種一劑復必泰 1 Dose – Comirnaty	0.00%	0.02%	0.01%	0.00%	0.02%	0.00%	0.16%	0.49%	1.01%	5.85%	N/A	0.26%
接種一劑其他 1 Dose – Others	0.00%	0.00%	0.00%	0.00%	0.00%	0.00%	0.00%	0.00%	0.00%	N/A	N/A	0.00%
<b>接種兩劑疫苗總計 2 Doses – Overall</b>	<b>0.00%</b>	<b>0.00%</b>	<b>0.00%</b>	<b>0.01%</b>	<b>0.00%</b>	<b>0.02%</b>	<b>0.07%</b>	<b>0.18%</b>	<b>0.67%</b>	<b>3.97%</b>	<b>N/A</b>	<b>0.20%</b>
接種兩劑克爾來福 2 Doses – CoronaVac	0.00%	0.00%	0.00%	0.02%	0.00%	0.02%	0.08%	0.21%	0.78%	4.41%	N/A	0.38%
接種兩劑復必泰 2 Doses – Comirnaty	0.00%	0.00%	0.00%	0.01%	0.00%	0.02%	0.05%	0.13%	0.43%	2.26%	N/A	0.06%
接種兩劑其他疫苗組合 2 Doses – Other vaccine combination	0.00%	0.00%	0.00%	0.00%	0.00%	0.00%	0.26%	0.00%	0.00%	1.47%	N/A	0.07%
<b>接種三劑疫苗總計 3 Doses – Overall</b>	<b>0.00%</b>	<b>0.00%</b>	<b>0.00%</b>	<b>0.00%</b>	<b>0.00%</b>	<b>0.01%</b>	<b>0.03%</b>	<b>0.08%</b>	<b>0.35%</b>	<b>2.51%</b>	<b>N/A</b>	<b>0.12%</b>
接種三劑克爾來福 3 Doses – CoronaVac	0.00%	0.00%	0.01%	0.00%	0.01%	0.01%	0.04%	0.12%	0.44%	2.82%	N/A	0.28%
接種三劑復必泰 3 Doses – Comirnaty	0.00%	0.00%	0.00%	0.00%	0.00%	0.01%	0.02%	0.04%	0.25%	1.47%	N/A	0.03%
接種三劑其他疫苗組合 3 Doses – Other vaccine combination	0.00%	0.00%	0.00%	0.00%	0.01%	0.01%	0.01%	0.07%	0.18%	1.62%	N/A	0.05%
<b>接種四劑疫苗總計 4 Doses – Overall</b>	<b>0.00%</b>	<b>0.00%</b>	<b>0.00%</b>	<b>0.00%</b>	<b>0.00%</b>	<b>0.01%</b>	<b>0.01%</b>	<b>0.05%</b>	<b>0.23%</b>	<b>1.73%</b>	<b>N/A</b>	<b>0.21%</b>
接種四劑克爾來福 4 Doses – CoronaVac	0.00%	0.00%	0.00%	0.00%	0.00%	0.00%	0.00%	0.05%	0.27%	2.04%	N/A	0.33%
接種四劑復必泰 4 Doses – Comirnaty	0.00%	0.00%	0.00%	0.00%	0.00%	0.02%	0.03%	0.09%	0.20%	1.10%	N/A	0.12%
接種四劑其他疫苗組合 4 Doses – Other vaccine combination	0.00%	0.00%	0.00%	0.00%	0.00%	0.00%	0.00%	0.03%	0.14%	0.73%	N/A	0.06%

- 接種任何三劑疫苗，死亡風險大幅減少，特別是較年長的年齡組別
- 只要接種首劑疫苗，死亡風險也會顯著減少
- **Receiving 3 doses of any vaccines greatly reduces death risk especially in the older age group**
- **Getting the first jab would also significantly reduce death risk**

- 新型冠狀病毒測試結果呈陽性的個案，如果在首次陽性樣本收集日期的28日內死亡，則會被列為2019冠狀病毒病的死亡個案。死者的死因可能與2019冠狀病毒病無關。
- 由於第五波疫情尚未結束，分析以上的臨時數據時必需謹慎，可能需要更長時間以收集更多數據或等待第五波完結後才能得出更有效的結論。
- COVID-19 death case is defined as a death in a person with positive SARS-CoV-2 result and died within 28 days of the first positive specimen collection day. The underlying cause of death may have been unrelated to COVID-19.
- As the 5th wave is still ongoing, the above provisional data need to be interpreted carefully. More significant conclusion can only be drawn when more data are available or when the 5th wave is over.

## 以年齡組別及疫苗接種情況劃分之第 5 波本地感染個案呈報數目（經核酸檢測／快速抗原測試）

### Number of Reported Locally Acquired COVID-19 Cases (By PCR or RAT) since 5th Wave by Age Group and Vaccination Status

疫苗接種情況（在個案報告日期已滿14天） Vaccination Status (reached 14 days as at case report date)	年齡組別 Age Group											總計 Grand Total
	<3	3 - 11	12 - 19	20 - 29	30 - 39	40 - 49	50 - 59	60 - 69	70 - 79	80+	待定 Pending	
總計 Grand total	<b>35,652</b>	<b>179,839</b>	<b>146,472</b>	<b>307,606</b>	<b>450,016</b>	<b>448,709</b>	<b>432,045</b>	<b>383,874</b>	<b>186,192</b>	<b>126,922</b>	<b>10,979</b>	<b>2,708,306</b>
沒有接種疫苗# Unvaccinated#	<b>32,866</b>	<b>72,777</b>	<b>12,215</b>	<b>33,897</b>	<b>48,102</b>	<b>33,836</b>	<b>29,445</b>	<b>36,082</b>	<b>26,812</b>	<b>37,980</b>	<b>N/A</b>	<b>364,012</b>
接種一劑疫苗總計 1 Dose – Overall	<b>1,291</b>	<b>20,192</b>	<b>15,230</b>	<b>12,274</b>	<b>19,318</b>	<b>15,170</b>	<b>16,713</b>	<b>24,717</b>	<b>17,907</b>	<b>15,698</b>	<b>N/A</b>	<b>158,510</b>
接種一劑克爾來福 1 Dose – CoronaVac	1,167	16,041	2,661	3,247	7,792	8,868	11,732	19,008	15,036	14,261	N/A	99,813
接種一劑復必泰 1 Dose – Comirnaty	123	4,147	12,567	9,009	11,517	6,293	4,978	5,696	2,866	1,437	N/A	58,633
接種一劑其他 1 Dose – Others	1	4	2	18	9	9	3	13	5	0	N/A	64
接種兩劑疫苗總計 2 Doses – Overall	<b>1,303</b>	<b>59,704</b>	<b>46,240</b>	<b>118,179</b>	<b>151,112</b>	<b>131,692</b>	<b>128,351</b>	<b>108,942</b>	<b>46,012</b>	<b>24,281</b>	<b>N/A</b>	<b>815,816</b>
接種兩劑克爾來福 2 Doses – CoronaVac	1,295	41,235	8,322	17,803	35,417	51,266	67,596	64,904	31,309	19,351	N/A	338,498
接種兩劑復必泰 2 Doses – Comirnaty	7	18,154	37,609	100,018	115,192	79,963	60,365	43,746	14,570	4,862	N/A	474,486
接種兩劑其他疫苗組合 2 Doses – Other vaccine combination	1	315	309	358	503	463	390	292	133	68	N/A	2,832
接種三劑疫苗總計 3 Doses – Overall	<b>167</b>	<b>27,067</b>	<b>72,556</b>	<b>140,877</b>	<b>225,641</b>	<b>255,720</b>	<b>236,658</b>	<b>179,436</b>	<b>76,223</b>	<b>40,292</b>	<b>N/A</b>	<b>1,254,637</b>
接種三劑克爾來福 3 Doses – CoronaVac	77	25,523	13,353	17,882	45,034	81,666	98,754	87,678	45,524	30,833	N/A	446,324
接種三劑復必泰 3 Doses – Comirnaty	73	539	52,064	111,743	160,841	144,558	108,644	71,869	24,010	7,360	N/A	681,701
接種三劑其他疫苗組合 3 Doses – Other vaccine combination	17	1,005	7,139	11,252	19,766	29,496	29,260	19,889	6,689	2,099	N/A	126,612
接種四劑疫苗總計 4 Doses – Overall	<b>25</b>	<b>99</b>	<b>231</b>	<b>2,379</b>	<b>5,843</b>	<b>12,291</b>	<b>20,878</b>	<b>34,697</b>	<b>19,238</b>	<b>8,671</b>	<b>N/A</b>	<b>104,352</b>
接種四劑克爾來福 4 Doses – CoronaVac	12	44	67	594	1,816	4,613	8,595	16,504	10,671	6,177	N/A	49,093
接種四劑復必泰 4 Doses – Comirnaty	6	34	101	985	2,652	4,717	7,484	10,498	5,046	1,541	N/A	33,064
接種四劑其他疫苗組合 4 Doses – Other vaccine combination	7	21	63	800	1,375	2,961	4,799	7,695	3,521	953	N/A	22,195

# 包括已接種一劑但未滿 14 天的人士 Including those that have received 1 dose but not yet reached 14 days

N/A = 不適用 Not applicable

## 以年齡組別及疫苗接種情況劃分之第 5 波呈報死亡個案數目

### Number of COVID-19 Reported Deaths since 5th Wave by Age Group and Vaccination Status

疫苗接種情況 (在個案報告日期已滿14天) Vaccination Status (reached 14 days as at case report date)	年齡組別 Age Group											總計 Grand Total
	<3	3 - 11	12 - 19	20 - 29	30 - 39	40 - 49	50 - 59	60 - 69	70 - 79	80+	待定 Pending	
總計 Grand total	4	8	6	19	34	92	364	1,065	2,042	8,691	5	12,330
沒有接種疫苗# Unvaccinated#	4	5	3	9	16	44	170	567	1,145	5,443	N/A	7,406
接種一劑疫苗總計 1 Dose – Overall	0	2	1	1	4	7	34	134	276	1,120	N/A	1,579
接種一劑克爾來福 1 Dose – CoronaVac	0	1	0	1	2	7	26	106	247	1,036	N/A	1,426
接種一劑復必泰 1 Dose – Comirnaty	0	1	1	0	2	0	8	28	29	84	N/A	153
接種一劑其他 1 Dose – Others	0	0	0	0	0	0	0	0	0	0	N/A	0
接種兩劑疫苗總計 2 Doses – Overall	0	1	1	9	4	21	90	195	307	965	N/A	1,593
接種兩劑克爾來福 2 Doses – CoronaVac	0	1	0	3	0	8	56	137	244	854	N/A	1,303
接種兩劑復必泰 2 Doses – Comirnaty	0	0	1	6	4	13	33	58	63	110	N/A	288
接種兩劑其他疫苗組合 2 Doses – Other vaccine combination	0	0	0	0	0	0	1	0	0	1	N/A	2
接種三劑疫苗總計 3 Doses – Overall	0	0	1	0	10	19	68	150	270	1,013	N/A	1,531
接種三劑克爾來福 3 Doses – CoronaVac	0	0	1	0	4	8	41	105	199	871	N/A	1,229
接種三劑復必泰 3 Doses – Comirnaty	0	0	0	0	5	8	25	32	59	108	N/A	237
接種三劑其他疫苗組合 3 Doses – Other vaccine combination	0	0	0	0	1	3	2	13	12	34	N/A	65
接種四劑疫苗總計 4 Doses – Overall	0	0	0	0	0	1	2	19	44	150	N/A	216
接種四劑克爾來福 4 Doses – CoronaVac	0	0	0	0	0	0	0	8	29	126	N/A	163
接種四劑復必泰 4 Doses – Comirnaty	0	0	0	0	0	1	2	9	10	17	N/A	39
接種四劑其他疫苗組合 4 Doses – Other vaccine combination	0	0	0	0	0	0	0	2	5	7	N/A	14

# 包括已接種一劑但未滿 14 天的人士 Including those that have received 1 dose but not yet reached 14 days

N/A = 不適用 Not applicable



# 比較本地感染呈報個案與死亡個案之疫苗接種情況百分比分布(以20歲或以上年齡組別劃分)

臨時數據  
Provisional data

## Comparison between Reported Locally Acquired Cases and Deceased Cases on % Distribution of Vaccination Status by Age Groups of 20 or above

疫苗接種情況 (在個案報告日期已滿14天) Vaccination Status (reached 14 days as at case report date)	年齡組別 Age groups									
	20 – 39		40 – 59		60 – 69		70 – 79		80+	
	佔所有本地 個案% % of total local cases	佔所有死亡 個案% % of total deaths	佔所有本地 個案% % of total local cases	佔所有死亡 個案% % of total deaths	佔所有本地 個案% % of total local cases	佔所有死亡 個案% % of total deaths	佔所有本地 個案% % of total local cases	佔所有死亡 個案% % of total deaths	佔所有本地 個案% % of total local cases	佔所有死亡 個案% % of total deaths
沒有接種疫苗 # Unvaccinated #	10.8%	47.2%	7.2%	46.9%	9.4%	53.2%	14.4%	56.1%	29.9%	62.6%
接種一劑克爾來福 1 Dose – CoronaVac	1.5%	5.7%	2.3%	7.2%	5.0%	10.0%	8.1%	12.1%	11.2%	11.9%
接種一劑復必泰 1 Dose – Comirnaty	2.7%	3.8%	1.3%	1.8%	1.5%	2.6%	1.5%	1.4%	1.1%	1.0%
接種一劑其他疫苗 1 Dose – Others	0.0%	0.0%	0.0%	0.0%	0.0%	0.0%	0.0%	0.0%	0.0%	0.0%
接種兩劑克爾來福 2 Doses – CoronaVac	7.0%	5.7%	13.5%	14.0%	16.9%	12.9%	16.8%	11.9%	15.2%	9.8%
接種兩劑復必泰 2 Doses – Comirnaty	28.4%	18.9%	15.9%	10.1%	11.4%	5.4%	7.8%	3.1%	3.8%	1.3%
接種兩劑其他疫苗組合 2 Doses – Other vaccine combination	0.1%	0.0%	0.1%	0.2%	0.1%	0.0%	0.1%	0.0%	0.1%	0.0%
接種三劑克爾來福 3 Doses – CoronaVac	8.3%	7.5%	20.5%	10.7%	22.8%	9.9%	24.5%	9.7%	24.3%	10.0%
接種三劑復必泰 3 Doses – Comirnaty	36.0%	9.4%	28.7%	7.2%	18.7%	3.0%	12.9%	2.9%	5.8%	1.2%
接種三劑其他疫苗組合 3 Doses – Other vaccine combination	4.1%	1.9%	6.7%	1.1%	5.2%	1.2%	3.6%	0.6%	1.7%	0.4%
接種四劑克爾來福 4 Doses – CoronaVac	0.3%	0.0%	1.5%	0.0%	4.3%	0.8%	5.7%	1.4%	4.9%	1.4%
接種四劑復必泰 4 Doses – Comirnaty	0.5%	0.0%	1.4%	0.7%	2.7%	0.8%	2.7%	0.5%	1.2%	0.2%
接種四劑其他疫苗組合 4 Doses – Other vaccine combination	0.3%	0.0%	0.9%	0.0%	2.0%	0.2%	1.9%	0.2%	0.8%	0.1%
總計 Grand total	100%	100%	100%	100%	100%	100%	100%	100%	100%	100%

# 包括已接種一劑但未滿 14 天的人士 Including those that have received 1 dose but not yet reached 14 days

# 以年齡組別及疫苗接種情況劃分之曾在香港已接種至少一劑疫苗的人口 ~ Population ever vaccinated in Hong Kong by Age Group and Vaccination Status ~

臨時數據  
Provisional data

疫苗接種情況 (滿14天) Vaccination Status (reached 14 days)	年齡組別 Age Group <sup>^</sup>										總計 Grand Total
	<3 <sup>§</sup>	3 - 11	12 - 19	20 - 29	30 - 39	40 - 49	50 - 59	60 - 69	70 - 79	80+	
2021年年底人口 End-2021 resident population	123,600	502,600	447,300	771,900	1,094,500	1,160,300	1,191,300	1,122,100	591,300	398,200	7,403,100
曾在香港已接種至少一劑疫苗的人口 (=a+b+c+d) Population ever vaccinated in Hong Kong	24,046	450,818	465,824	815,213	1,133,025	1,193,292	1,180,700	1,016,312	498,819	287,277	7,065,326
<b>接種一劑疫苗總計 1 Dose – Overall (a)</b>	<b>8,115</b>	<b>42,424</b>	<b>9,793</b>	<b>9,612</b>	<b>12,417</b>	<b>8,142</b>	<b>7,306</b>	<b>8,985</b>	<b>6,826</b>	<b>9,811</b>	<b>123,431</b>
接種一劑克爾來福 1 Dose – CoronaVac	6,519	23,263	1,861	2,756	5,247	4,387	4,424	6,064	5,267	8,494	68,282
接種一劑復必泰* 1 Dose – Comirnaty*	1,596	19,161	7,932	6,856	7,170	3,755	2,882	2,921	1,559	1,317	55,149
<b>接種兩劑疫苗總計 2 Doses – Overall (b)</b>	<b>14,765</b>	<b>236,166</b>	<b>93,366</b>	<b>152,799</b>	<b>181,664</b>	<b>136,191</b>	<b>106,836</b>	<b>89,888</b>	<b>44,772</b>	<b>35,388</b>	<b>1,091,835</b>
接種兩劑克爾來福 2 Doses – CoronaVac	14,588	155,746	14,023	23,098	41,342	44,694	47,839	50,118	30,333	28,429	450,210
接種兩劑復必泰* 2 Doses – Comirnaty*	8	77,880	75,899	126,110	137,259	88,585	56,877	38,372	13,839	6,691	621,520
接種兩劑其他疫苗組合 2 Doses – Other vaccine combination	169	2,540	3,444	3,591	3,063	2,912	2,120	1,398	600	268	20,105
<b>接種三劑疫苗總計 3 Doses – Overall (c)</b>	<b>1,166</b>	<b>172,158</b>	<b>357,963</b>	<b>620,342</b>	<b>874,972</b>	<b>939,981</b>	<b>892,158</b>	<b>703,997</b>	<b>332,400</b>	<b>190,992</b>	<b>5,086,129</b>
接種三劑克爾來福 3 Doses – CoronaVac	922	155,122	46,515	80,219	182,015	295,924	364,166	352,715	204,256	146,916	1,828,770
接種三劑復必泰* 3 Doses – Comirnaty*	0	6,157	266,026	459,063	596,924	529,374	423,076	282,744	103,494	35,356	2,702,214
接種三劑克爾來福和復必泰*組合 3 Doses – Combination of CoronaVac and Comirnaty*	88	2,752	26,032	38,337	68,678	92,490	86,216	56,344	19,851	7,691	398,479
接種三劑其他疫苗組合 3 Doses – Other vaccine combination	156	8,127	19,390	42,723	27,355	22,193	18,700	12,194	4,799	1,029	156,666
<b>接種四劑或以上疫苗總計 4 Doses or more – Overall (d)</b>	<b>0</b>	<b>70</b>	<b>4,702</b>	<b>32,460</b>	<b>63,972</b>	<b>108,978</b>	<b>174,400</b>	<b>213,442</b>	<b>114,821</b>	<b>51,086</b>	<b>763,931</b>
接種四劑或以上克爾來福 4 Doses or more – CoronaVac	0	52	478	3,838	12,732	28,086	55,731	88,461	57,053	33,226	279,657
接種四劑或以上復必泰* 4 Doses or more – Comirnaty*	0	11	2,276	12,152	33,060	51,991	75,026	73,926	35,841	11,631	295,914
接種四劑或以上克爾來福和復必泰*組合 4 Doses or more – Combination of CoronaVac and Comirnaty*	0	4	528	5,772	11,526	21,940	34,875	43,088	18,424	5,488	141,645
接種四劑或以上其他疫苗組合 4 Doses or more – Other vaccine combination	0	3	1,420	10,698	6,654	6,961	8,768	7,967	3,503	741	46,715

~ 就本統計分析而言，由2022年9月15日起，統計數字只包括曾在香港已接種至少一劑疫苗的人口（該些人士可能同時在香港以外地方接種其他劑次）。於分析該些人士已接種疫苗劑數時，已考慮在香港以外地方的疫苗接種記錄。比較9月14日發佈的數字，減少約20萬以反映以上技術性修訂。For the purpose of this statistical analysis, starting from 15 September 2022, the statistics cover population ever vaccinated in HK (the individuals may also have doses taken outside HK). Vaccine dose(s) taken outside HK by these individuals have been taken into account in the analysis of the number of doses taken. As compared to the statistics reported on 14 September, the aforementioned technical refinements result in a reduction of 200,000 persons.

^ 年齡是根據接種第一劑疫苗的日期計算。Age is calculated based on the date of first vaccine dose.

§ 年齡介乎六個月至三歲的幼兒由2022年8月4日開始可於香港接種2019冠狀病毒疫苗。Toddlers aged from six months to three years may receive the COVID-19 vaccine in Hong Kong starting from 4 August 2022.

@ 2019冠狀病毒疫苗接種計劃下的合資格接種人士，除了香港居民外，還包括以下類別的非香港居民：（1）持「往來港澳通行證」（慣稱「雙程證」）獲准逗留香港，並且無需延期也可以在逗留期限屆滿前完成接種兩劑疫苗的訪客；（2）免遣返申請人及獲聯合國難民署確認為難民的人士；及（3）在香港逗留的其他訪客（必須持有有效旅遊證件在香港合法逗留，並且無需延期而可以在逗留期限屆滿前完成接種兩劑疫苗）。這些合資格接種的非香港居民或未有包含在合資格接種人口基數內。所以，已在香港/其他地方接種至少一劑的人口數字可能多過香港居民人口數字。此外，由於有關的人口基數非實時數字，與實際情況或會有偏差，因此，沒有接種疫苗的估算人口可以是負數而沒有在報告中顯示。Apart from Hong Kong residents, eligible persons under the COVID-19 Vaccination Programme also include the following categories of non-Hong Kong residents: (1) holders of the Exit-entry Permit for Travelling to and from Hong Kong and Macao who can complete two doses of vaccination within their limit of stay without extension; (2) non-refoulement claimants and refugees recognised by the Office of the United Nations High Commissioner for Refugees; and (3) other visitors staying in Hong Kong (holders of valid travel documents who are allowed to stay in Hong Kong as permitted by the law, and can complete two doses of vaccination within their limit of stay without extension). These non-Hong Kong residents who are eligible to receive vaccination may not be included in the baseline population eligible to receive vaccination. Therefore, the population ever vaccinated in Hong Kong/elsewhere may be greater than the Hong Kong resident population. Separately, the relevant baseline population is not based on real time figures and there may be deviations from the actual situation. As a result, the estimated unvaccinated population may be a negative number and thus not shown in the report.

\* 復必泰疫苗包括「復必泰原始株疫苗」和「復必泰二價疫苗」。Comirnaty vaccine includes “Comirnaty Original Strain” vaccine and “Comirnaty Bivalent” vaccine.



# 有用資訊 Useful Information

第5波最新疫情 Latest Epidemic Situation of 5th Wave

[https://www.covidvaccine.gov.hk/pdf/5th\\_wave\\_statistics.pdf](https://www.covidvaccine.gov.hk/pdf/5th_wave_statistics.pdf)



死亡個案報告初步分析數據資料庫

[https://www.coronavirus.gov.hk/chi/death\\_analysis.html](https://www.coronavirus.gov.hk/chi/death_analysis.html)



Archive of Statistics on Provisional Analysis on Reported Death Cases

[https://www.coronavirus.gov.hk/eng/death\\_analysis.html](https://www.coronavirus.gov.hk/eng/death_analysis.html)



更多相關數據

[https://www.chp.gov.hk/files/pdf/local\\_situation\\_covid19\\_tc.pdf](https://www.chp.gov.hk/files/pdf/local_situation_covid19_tc.pdf)



More relevant statistics

[https://www.chp.gov.hk/files/pdf/local\\_situation\\_covid19\\_en.pdf](https://www.chp.gov.hk/files/pdf/local_situation_covid19_en.pdf)



立即預約接種疫苗

[https://booking.covidvaccine.gov.hk/forms/index\\_tc.jsp](https://booking.covidvaccine.gov.hk/forms/index_tc.jsp)



Book vaccination now

<https://booking.covidvaccine.gov.hk/forms/index.jsp>



2019冠狀病毒病疫苗接種計劃專題網站

<https://www.covidvaccine.gov.hk/zh-HK>



COVID-19 Vaccination Programme Thematic Website

<https://www.covidvaccine.gov.hk/en>



2019冠狀病毒病專題網站

<https://www.coronavirus.gov.hk/chi/index.html>



COVID-19 Thematic Website

<https://www.coronavirus.gov.hk/eng/index.html>

