

2019冠狀病毒病死亡個案報告初步數據分析

(2021年12月31日至2022年12月7日00:00)

Provisional Data Analysis on COVID-19 Reported Death Cases

(from 31 Dec 2021 up till 7 Dec 2022 00:00)



版本日期: 2022年12月8日
Version date: 8 Dec 2022

資料來源: 衛生署衛生防護中心 Source: Centre for Health Protection of the Department of Health

特別感謝醫院管理局提供進一步資料以協助分析 Special thanks to the Hospital Authority for provision of further information to facilitate analysis

新冠疫苗能保護個人，預防2019冠狀病毒病的嚴重疾病和併發症。在本港，接種兩或三劑新冠疫苗個案的死亡率遠低於未接種的個案。就此，政府強烈建議合資格人士（尤其是12歲以下及60歲以上人士）應盡快接種疫苗。

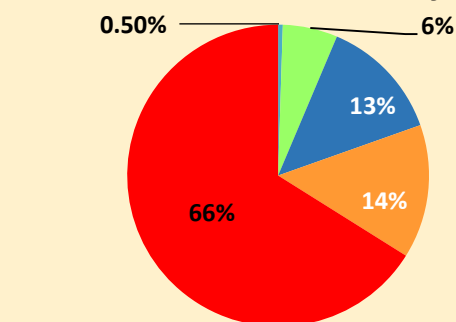
COVID-19 vaccines can protect individuals from severe illnesses and complications from COVID-19. Locally, **cases vaccinated with 2 or 3 doses have much lower fatality rate than the unvaccinated.** With that, the Government strongly recommended eligible persons (especially those aged under 12 as well as those aged 60 and above) to get vaccinated as soon as possible.

第5波死者個案 Deceased in the 5th Wave[@]

累計數目 Cumulative number	10,648
年齡範圍 Age range	0 - 112
年齡中位數 Median	86
男性與女性比例 Male to female ratio	1.39

疫苗接種史*

Vaccination History

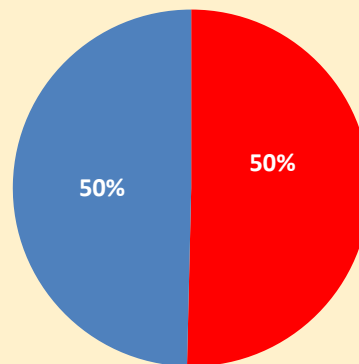


- 已接種四劑(滿14天) Received 4 doses (reached 14 days)
- 已接種三劑(滿14天) Received 3 doses (reached 14 days)
- 已接種兩劑(滿14天) Received 2 doses (reached 14 days)
- 已接種一劑(滿14天) Received 1 dose (reached 14 days)
- 沒有接種疫苗# Unvaccinated#

超過六成沒有
接種疫苗#
More than 60%
were unvaccinated#

包括已接種一劑但未滿
14 天的人士 Including
those that have received 1
dose but not yet reached
14 days

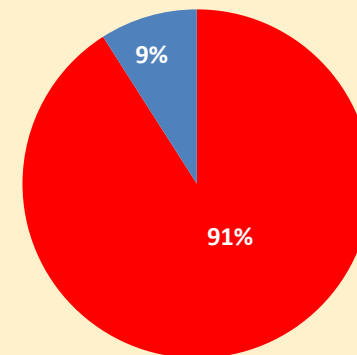
居住院舍情況* Residential Care Home (RCH) Status



- 院舍人士 RCH Residents
- 非院舍人士 Non-RCH Residents

大約五成為居於院舍人士
About 50% were
RCH residents

長期病患歷史情況* History of Known Chronic Diseases



- 已知有長期病患 With known chronic diseases
- 沒有長期病患歷史 No history of chronic diseases

超過九成有已知長期病患情況
More than 90% were
with known chronic diseases

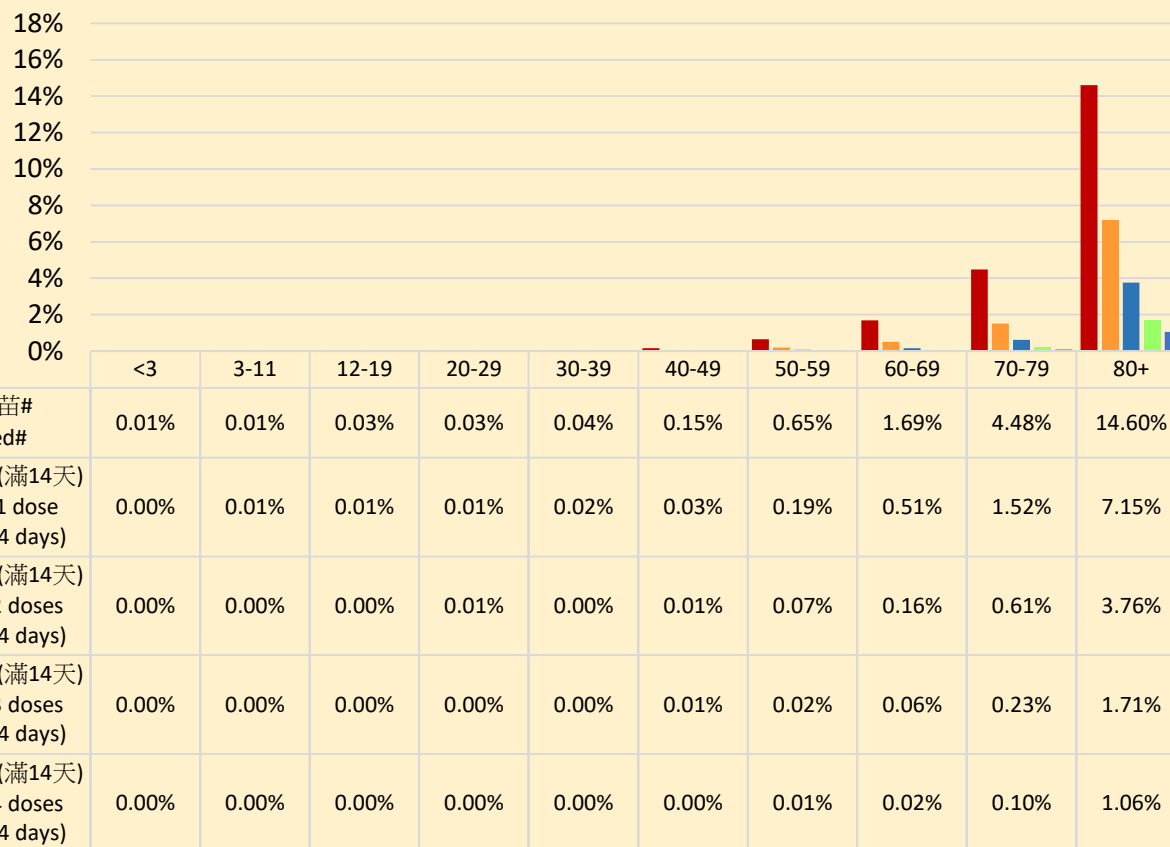
@ 不包括輸入個案 Excluding imported cases * 不包括待定個案 Excluding pending cases

按年齡組別和疫苗接種情況*劃分的死亡率

Case Fatality Rate by Age Group and Vaccination Status*

- 超過**95%**死亡個案為**60歲**或以上長者
- 接種首劑疫苗已有明顯保護力
- 依時接種第二和第三劑疫苗，可進一步提高保護力
- 早接種，早保護

- **Over 95% fatal cases were elderly aged 60 years or above**
- **Having the first dose already offers observable protection**
- **Timely having the second and the third doses can enhance protection**
- **Early vaccination for early protection**



* 計算是根據個別個案的呈報日期，相對於疫苗接種日期之時間間隔。這額外對計算疫苗劑數的方法是由2022年4月7日開始應用，包括追溯所有過往數據。

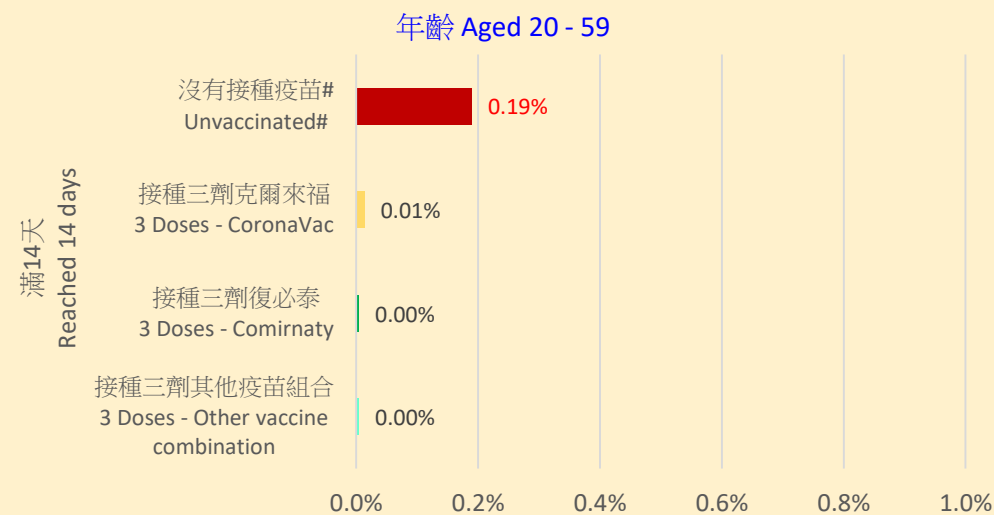
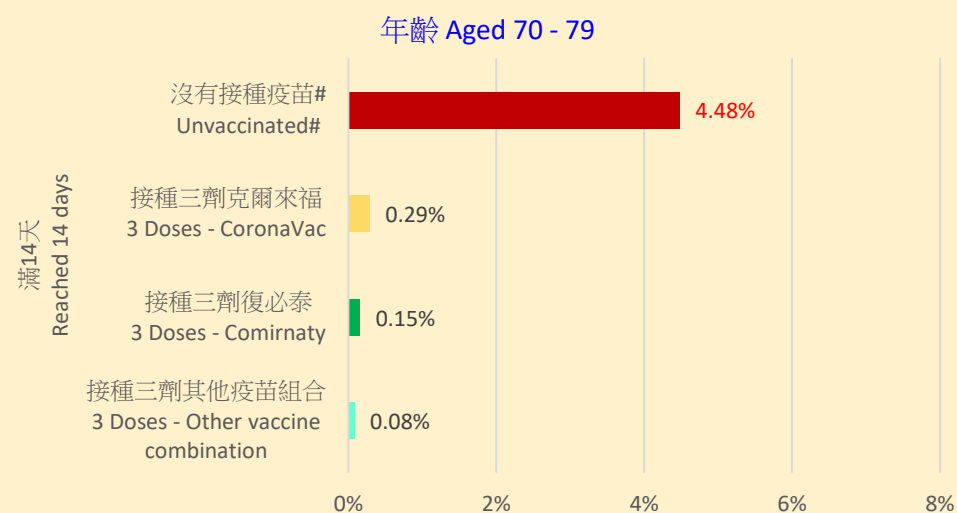
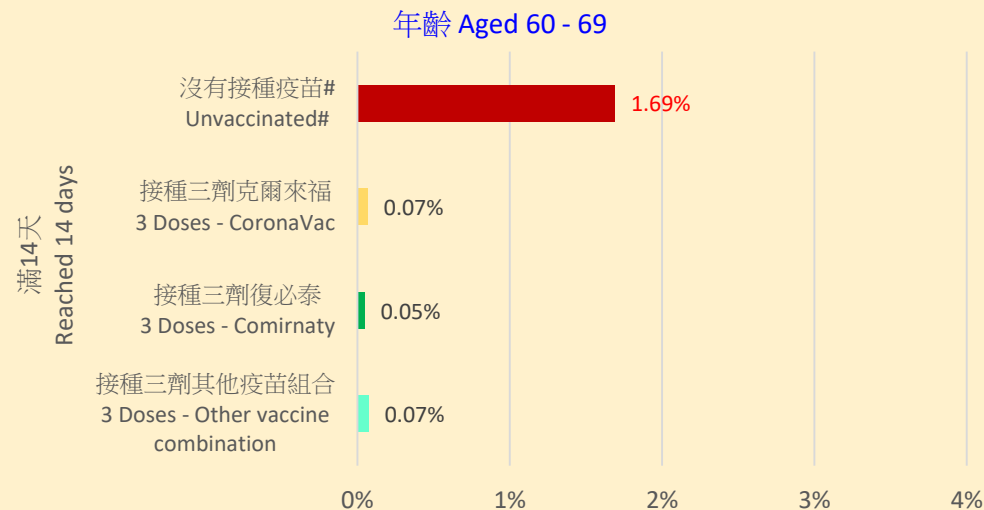
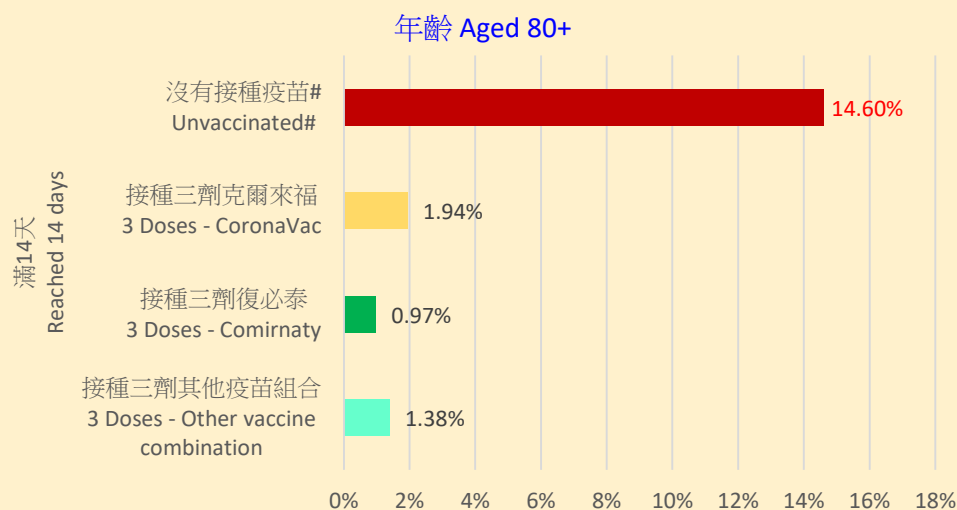
It is counted based on the date of case reporting of each reported case with respect to the date of vaccination to arrive at the time interval. This additional counting method for 'no. of vaccine doses received' is implemented starting from 7 April 2022, including all retrospective data.

包括已接種一劑但未滿14天的人士 Including those that have received 1 dose but not yet reached 14 days

- 新型冠狀病毒測試結果呈陽性的個案，如果在首次陽性樣本收集日期的28日內死亡，則會被列為2019冠狀病毒病的死亡個案。死者的死因可能與2019冠狀病毒病無關。
- 由於第五波疫情尚未結束，分析以上的臨時數據時必需謹慎，可能需要更長時間以收集更多數據或等待第五波完結後才能得出更有效的結論。
- COVID-19 death case is defined as a death in a person with positive SARS-CoV-2 result and died within 28 days of the first positive specimen collection day. The underlying cause of death may have been unrelated to COVID-19.
- As the 5th wave is still ongoing, the above provisional data need to be interpreted carefully. More significant conclusion can only be drawn when more data are available or when the 5th wave is over.

接種任何三劑疫苗，死亡風險大幅減少，特別是較年長的年齡組別
Receiving 3 doses of any vaccines greatly reduces death risk especially in the older age group

接種三劑疫苗相對沒有接種疫苗的死亡率（以20歲或以上年齡組別劃分）
Case fatality rate of 3 dose vaccine as compared against unvaccinated by age groups of 20+



包括已接種一劑但未滿 14 天的人士 Including those that have received 1 dose but not yet reached 14 days

按年齡組別及疫苗接種情況劃分的死亡率

Case Fatality Rate by Age Group and Vaccination Status

疫苗接種情況 (在個案報告日期已滿14天) Vaccination Status (reached 14 days as at case report date)	年齡組別 Age Group											總計 Grand Total
	<3	3 - 11	12 - 19	20 - 29	30 - 39	40 - 49	50 - 59	60 - 69	70 - 79	80+	待定 Pending	
總計 Grand total	0.01%	0.01%	0.01%	0.01%	0.01%	0.02%	0.09%	0.30%	1.18%	7.60%	0.03%	0.50%
沒有接種疫苗# Unvaccinated#	0.01%	0.01%	0.03%	0.03%	0.04%	0.15%	0.65%	1.69%	4.48%	14.60%	N/A	2.24%
接種一劑疫苗總計 1 Dose – Overall	0.00%	0.01%	0.01%	0.01%	0.02%	0.03%	0.19%	0.51%	1.52%	7.15%	N/A	1.01%
接種一劑克爾來福 1 Dose – CoronaVac	0.00%	0.01%	0.00%	0.03%	0.03%	0.06%	0.23%	0.53%	1.62%	7.30%	N/A	1.44%
接種一劑復必泰 1 Dose – Comirnaty	0.00%	0.03%	0.01%	0.00%	0.02%	0.00%	0.10%	0.43%	1.00%	5.70%	N/A	0.25%
接種一劑其他 1 Dose – Others	0.00%	0.00%	0.00%	0.00%	0.00%	0.00%	0.00%	0.00%	0.00%	0.00%	N/A	0.00%
接種兩劑疫苗總計 2 Doses – Overall	0.00%	0.00%	0.00%	0.01%	0.00%	0.01%	0.07%	0.16%	0.61%	3.76%	N/A	0.18%
接種兩劑克爾來福 2 Doses – CoronaVac	0.00%	0.00%	0.00%	0.02%	0.00%	0.01%	0.08%	0.19%	0.71%	4.19%	N/A	0.36%
接種兩劑復必泰 2 Doses – Comirnaty	0.00%	0.00%	0.00%	0.01%	0.00%	0.02%	0.05%	0.12%	0.42%	2.13%	N/A	0.06%
接種兩劑其他疫苗組合 2 Doses – Other vaccine combination	0.00%	0.00%	0.00%	0.00%	0.00%	0.00%	0.00%	0.00%	0.00%	1.89%	N/A	0.04%
接種三劑疫苗總計 3 Doses – Overall	0.00%	0.00%	0.00%	0.00%	0.00%	0.01%	0.02%	0.06%	0.23%	1.71%	N/A	0.08%
接種三劑克爾來福 3 Doses – CoronaVac	0.00%	0.00%	0.02%	0.00%	0.01%	0.01%	0.02%	0.07%	0.29%	1.94%	N/A	0.16%
接種三劑復必泰 3 Doses – Comirnaty	0.00%	0.00%	0.00%	0.00%	0.00%	0.01%	0.01%	0.05%	0.15%	0.97%	N/A	0.02%
接種三劑其他疫苗組合 3 Doses – Other vaccine combination	0.00%	0.00%	0.00%	0.00%	0.01%	0.00%	0.00%	0.07%	0.08%	1.38%	N/A	0.04%
接種四劑疫苗總計 4 Doses – Overall	0.00%	0.00%	0.00%	0.00%	0.00%	0.00%	0.01%	0.02%	0.10%	1.06%	N/A	0.11%
接種四劑克爾來福 4 Doses – CoronaVac	0.00%	0.00%	0.00%	0.00%	0.00%	0.00%	0.00%	0.01%	0.07%	1.27%	N/A	0.15%
接種四劑復必泰 4 Doses – Comirnaty	0.00%	0.00%	0.00%	0.00%	0.00%	0.00%	0.04%	0.04%	0.04%	0.57%	N/A	0.06%
接種四劑其他疫苗組合 4 Doses – Other vaccine combination	0.00%	0.00%	0.00%	0.00%	0.00%	0.00%	0.00%	0.02%	0.26%	0.71%	N/A	0.09%

- 接種任何三劑疫苗，死亡風險大幅減少，特別是較年長的年齡組別
- 只要接種首劑疫苗，死亡風險也會顯著減少
- **Receiving 3 doses of any vaccines greatly reduces death risk especially in the older age group**
- **Getting the first jab would also significantly reduce death risk**

- 新型冠狀病毒測試結果呈陽性的個案，如果在首次陽性樣本收集日期的28日內死亡，則會被列為2019冠狀病毒病的死亡個案。死者的死因可能與2019冠狀病毒病無關。
- 由於第五波疫情尚未結束，分析以上的臨時數據時必需謹慎，可能需要更長時間以收集更多數據或等待第五波完結後才能得出更有效的結論。
- COVID-19 death case is defined as a death in a person with positive SARS-CoV-2 result and died within 28 days of the first positive specimen collection day. The underlying cause of death may have been unrelated to COVID-19.
- As the 5th wave is still ongoing, the above provisional data need to be interpreted carefully. More significant conclusion can only be drawn when more data are available or when the 5th wave is over.

以年齡組別及疫苗接種情況劃分之第 5 波本地感染個案呈報數目（經核酸檢測／快速抗原測試）

Number of Reported Locally Acquired COVID-19 Cases (By PCR or RAT) since 5th Wave by Age Group and Vaccination Status

疫苗接種情況（在個案報告日期已滿14天） Vaccination Status (reached 14 days as at case report date)	年齡組別 Age Group											總計 Grand Total
	<3	3 - 11	12 - 19	20 - 29	30 - 39	40 - 49	50 - 59	60 - 69	70 - 79	80+	待定 Pending	
總計 Grand total	27,777	138,535	107,804	242,621	352,354	350,283	338,066	306,043	149,209	99,160	9,889	2,121,741
沒有接種疫苗# Unvaccinated#	26,315	65,974	10,497	27,983	39,865	27,465	24,745	31,631	24,233	35,445	N/A	314,153
接種一劑疫苗總計 1 Dose – Overall	922	18,040	14,619	11,660	18,422	14,662	16,306	24,278	17,565	15,255	N/A	151,729
接種一劑克爾來福 1 Dose – CoronaVac	890	14,752	2,485	3,039	7,418	8,579	11,476	18,697	14,767	13,885	N/A	95,988
接種一劑復必泰 1 Dose – Comirnaty	31	3,284	12,132	8,605	10,995	6,074	4,827	5,569	2,794	1,369	N/A	55,680
接種一劑其他 1 Dose – Others	1	4	2	16	9	9	3	12	4	1	N/A	61
接種兩劑疫苗總計 2 Doses – Overall	526	42,013	42,794	112,700	143,967	127,361	125,127	105,962	44,277	22,460	N/A	767,187
接種兩劑克爾來福 2 Doses – CoronaVac	525	30,581	7,342	16,790	33,443	49,338	65,794	63,085	30,026	17,815	N/A	314,739
接種兩劑復必泰 2 Doses – Comirnaty	0	11,192	35,199	95,615	110,102	77,614	58,972	42,621	14,139	4,592	N/A	450,046
接種兩劑其他疫苗組合 2 Doses – Other vaccine combination	1	240	253	295	422	409	361	256	112	53	N/A	2,402
接種三劑疫苗總計 3 Doses – Overall	12	12,507	39,827	89,414	147,766	175,702	163,571	126,060	52,880	22,429	N/A	830,168
接種三劑克爾來福 3 Doses – CoronaVac	9	12,020	6,577	11,740	31,160	58,525	71,374	63,088	31,620	16,636	N/A	302,749
接種三劑復必泰 3 Doses – Comirnaty	3	18	29,443	70,297	103,006	96,032	71,171	48,149	16,249	4,420	N/A	438,788
接種三劑其他疫苗組合 3 Doses – Other vaccine combination	0	469	3,807	7,377	13,600	21,145	21,026	14,823	5,011	1,373	N/A	88,631
接種四劑疫苗總計 4 Doses – Overall	2	1	67	864	2,334	5,093	8,317	18,112	10,254	3,571	N/A	48,615
接種四劑克爾來福 4 Doses – CoronaVac	2	1	12	223	747	2,062	3,664	8,960	5,826	2,440	N/A	23,937
接種四劑復必泰 4 Doses – Comirnaty	0	0	36	344	1,037	1,787	2,723	5,064	2,534	706	N/A	14,231
接種四劑其他疫苗組合 4 Doses – Other vaccine combination	0	0	19	297	550	1,244	1,930	4,088	1,894	425	N/A	10,447

包括已接種一劑但未滿 14 天的人士 Including those that have received 1 dose but not yet reached 14 days

N/A = 不適用 Not applicable

以年齡組別及疫苗接種情況劃分之第 5 波呈報死亡個案數目

Number of COVID-19 Reported Deaths since 5th Wave by Age Group and Vaccination Status

疫苗接種情況 (在個案報告日期已滿14天) Vaccination Status (reached 14 days as at case report date)	年齡組別 Age Group											總計 Grand Total
	<3	3 - 11	12 - 19	20 - 29	30 - 39	40 - 49	50 - 59	60 - 69	70 - 79	80+	待定 Pending	
總計 Grand total	3	8	6	18	28	77	303	914	1,755	7,533	3	10,648
沒有接種疫苗# Unvaccinated#	3	5	3	8	15	42	162	536	1,086	5,175	N/A	7,035
接種一劑疫苗總計 1 Dose – Overall	0	2	1	1	4	5	31	124	267	1,091	N/A	1,526
接種一劑克爾來福 1 Dose – CoronaVac	0	1	0	1	2	5	26	100	239	1,013	N/A	1,387
接種一劑復必泰 1 Dose – Comirnaty	0	1	1	0	2	0	5	24	28	78	N/A	139
接種一劑其他 1 Dose – Others	0	0	0	0	0	0	0	0	0	0	N/A	0
接種兩劑疫苗總計 2 Doses – Overall	0	1	1	9	4	19	82	173	272	845	N/A	1,406
接種兩劑克爾來福 2 Doses – CoronaVac	0	1	0	3	0	6	52	121	213	746	N/A	1,142
接種兩劑復必泰 2 Doses – Comirnaty	0	0	1	6	4	13	30	52	59	98	N/A	263
接種兩劑其他疫苗組合 2 Doses – Other vaccine combination	0	0	0	0	0	0	0	0	0	1	N/A	1
接種三劑疫苗總計 3 Doses – Overall	0	0	1	0	5	11	27	77	120	384	N/A	625
接種三劑克爾來福 3 Doses – CoronaVac	0	0	1	0	2	5	17	43	91	322	N/A	481
接種三劑復必泰 3 Doses – Comirnaty	0	0	0	0	2	5	9	23	25	43	N/A	107
接種三劑其他疫苗組合 3 Doses – Other vaccine combination	0	0	0	0	1	1	1	11	4	19	N/A	37
接種四劑疫苗總計 4 Doses – Overall	0	0	0	0	0	0	1	4	10	38	N/A	53
接種四劑克爾來福 4 Doses – CoronaVac	0	0	0	0	0	0	0	1	4	31	N/A	36
接種四劑復必泰 4 Doses – Comirnaty	0	0	0	0	0	0	1	2	1	4	N/A	8
接種四劑其他疫苗組合 4 Doses – Other vaccine combination	0	0	0	0	0	0	0	1	5	3	N/A	9

包括已接種一劑但未滿 14 天的人士 Including those that have received 1 dose but not yet reached 14 days

N/A = 不適用 Not applicable

比較本地感染呈報個案與死亡個案之疫苗接種情況百分比分布(以20歲或以上年齡組別劃分)

臨時數據
Provisional data

Comparison between Reported Locally Acquired Cases and Deceased Cases on % Distribution of Vaccination Status by Age Groups of 20 or above

疫苗接種情況 (在個案報告日期已滿14天) Vaccination Status (reached 14 days as at case report date)	年齡組別 Age groups									
	20 – 39		40 – 59		60 – 69		70 – 79		80+	
	佔所有本地 個案% % of total local cases	佔所有死亡 個案% % of total deaths	佔所有本地 個案% % of total local cases	佔所有死亡 個案% % of total deaths	佔所有本地 個案% % of total local cases	佔所有死亡 個案% % of total deaths	佔所有本地 個案% % of total local cases	佔所有死亡 個案% % of total deaths	佔所有本地 個案% % of total local cases	佔所有死亡 個案% % of total deaths
沒有接種疫苗 # Unvaccinated #	11.4%	50.0%	7.6%	53.7%	10.3%	58.6%	16.2%	61.9%	35.7%	68.7%
接種一劑克爾來福 1 Dose – CoronaVac	1.8%	6.5%	2.9%	8.2%	6.1%	10.9%	9.9%	13.6%	14.0%	13.4%
接種一劑復必泰 1 Dose – Comirnaty	3.3%	4.3%	1.6%	1.3%	1.8%	2.6%	1.9%	1.6%	1.4%	1.0%
接種一劑其他疫苗 1 Dose – Others	0.0%	0.0%	0.0%	0.0%	0.0%	0.0%	0.0%	0.0%	0.0%	0.0%
接種兩劑克爾來福 2 Doses – CoronaVac	8.4%	6.5%	16.7%	15.3%	20.6%	13.2%	20.1%	12.1%	18.0%	9.9%
接種兩劑復必泰 2 Doses – Comirnaty	34.6%	21.7%	19.8%	11.3%	13.9%	5.7%	9.5%	3.4%	4.6%	1.3%
接種兩劑其他疫苗組合 2 Doses – Other vaccine combination	0.1%	0.0%	0.1%	0.0%	0.1%	0.0%	0.1%	0.0%	0.1%	0.0%
接種三劑克爾來福 3 Doses – CoronaVac	7.2%	4.3%	18.9%	5.8%	20.6%	4.7%	21.2%	5.2%	16.8%	4.3%
接種三劑復必泰 3 Doses – Comirnaty	29.1%	4.3%	24.3%	3.7%	15.7%	2.5%	10.9%	1.4%	4.5%	0.6%
接種三劑其他疫苗組合 3 Doses – Other vaccine combination	3.5%	2.2%	6.1%	0.5%	4.8%	1.2%	3.4%	0.2%	1.4%	0.3%
接種四劑克爾來福 4 Doses – CoronaVac	0.2%	0.0%	0.8%	0.0%	2.9%	0.1%	3.9%	0.2%	2.5%	0.4%
接種四劑復必泰 4 Doses – Comirnaty	0.2%	0.0%	0.7%	0.3%	1.7%	0.2%	1.7%	0.1%	0.7%	0.1%
接種四劑其他疫苗組合 4 Doses – Other vaccine combination	0.1%	0.0%	0.5%	0.0%	1.3%	0.1%	1.3%	0.3%	0.4%	0.0%
總計 Grand total	100%	100%	100%	100%	100%	100%	100%	100%	100%	100%

包括已接種一劑但未滿 14 天的人士 Including those that have received 1 dose but not yet reached 14 days

以年齡組別及疫苗接種情況劃分之曾在香港已接種至少一劑疫苗的人口 ~ Population ever vaccinated in Hong Kong by Age Group and Vaccination Status ~

臨時數據
Provisional data

疫苗接種情況 (滿14天) Vaccination Status (reached 14 days)	年齡組別 Age Group^										總計 Grand Total
	<3 [§]	3 - 11	12 - 19	20 - 29	30 - 39	40 - 49	50 - 59	60 - 69	70 - 79	80+	
2021年年底人口 End-2021 resident population	123,600	502,600	447,300	771,900	1,094,500	1,160,300	1,191,300	1,122,100	591,300	398,200	7,403,100
曾在香港已接種至少一劑疫苗的人口 (=a+b+c+d) Population ever vaccinated in Hong Kong	20,674	446,090	464,883	811,091	1,130,096	1,191,144	1,178,266	1,014,471	497,821	286,444	7,040,980
接種一劑疫苗總計 1 Dose – Overall (a)	7,015	50,075	10,811	10,603	13,875	9,107	8,265	10,384	7,835	10,529	138,499
接種一劑克爾來福 1 Dose – CoronaVac	7,015	30,302	2,313	3,008	5,885	4,952	4,970	7,033	6,025	9,076	80,579
接種一劑復必泰 1 Dose – Comirnaty	0	19,773	8,498	7,595	7,990	4,155	3,295	3,351	1,810	1,453	57,920
接種兩劑疫苗總計 2 Doses – Overall (b)	13,534	232,531	98,161	159,918	189,651	143,248	114,559	97,820	50,304	40,290	1,140,016
接種兩劑克爾來福 2 Doses – CoronaVac	13,398	154,227	15,105	24,567	43,375	47,473	51,816	55,146	34,426	32,484	472,017
接種兩劑復必泰 2 Doses – Comirnaty	0	73,633	81,118	132,639	143,577	93,419	60,858	41,350	15,247	7,508	649,349
接種兩劑其他疫苗組合 2 Doses – Other vaccine combination	136	4,671	1,938	2,712	2,699	2,356	1,885	1,324	631	298	18,650
接種三劑疫苗總計 3 Doses – Overall (c)	125	163,441	353,321	621,052	884,039	965,197	928,706	730,264	344,735	195,213	5,186,093
接種三劑克爾來福 3 Doses – CoronaVac	8	148,469	45,312	80,361	182,934	300,239	371,737	358,825	207,783	148,478	1,844,146
接種三劑復必泰 3 Doses – Comirnaty	0	4,877	263,061	458,437	603,660	546,090	445,697	298,155	110,454	37,397	2,767,828
接種三劑克爾來福和復必泰組合 3 Doses – Combination of CoronaVac and Comirnaty	0	2,122	25,570	39,245	70,361	96,590	92,246	60,768	21,593	8,292	416,787
接種三劑其他疫苗組合 3 Doses – Other vaccine combination	117	7,973	19,378	43,009	27,084	22,278	19,026	12,516	4,905	1,046	157,332
接種四劑疫苗總計 4 Doses – Overall (d)	0	43	2,590	19,518	42,531	73,592	126,736	176,003	94,947	40,412	576,372
接種四劑克爾來福 4 Doses – CoronaVac	0	28	375	3,144	10,788	23,774	48,367	80,757	50,649	27,242	245,124
接種四劑復必泰 4 Doses – Comirnaty	0	8	995	6,960	20,333	31,337	48,887	55,586	27,378	8,691	200,175
接種四劑克爾來福和復必泰組合 4 Doses – Combination of CoronaVac and Comirnaty	0	4	294	3,284	7,371	13,838	23,582	33,808	14,268	3,924	100,373
接種四劑其他疫苗組合 4 Doses – Other vaccine combination	0	3	926	6,130	4,039	4,643	5,900	5,852	2,652	555	30,700

~ 就本統計分析而言，由2022年9月15日起，統計數字只包括曾在香港已接種至少一劑疫苗的人口（該些人士可能同時在香港以外地方接種其他劑次）。於分析該些人士已接種疫苗劑數時，已考慮在香港以外地方的疫苗接種記錄。比較9月14日發佈的數字，減少約20萬以反映以上技術性修訂。For the purpose of this statistical analysis, starting from 15 September 2022, the statistics cover population ever vaccinated in HK (the individuals may also have doses taken outside HK). Vaccine dose(s) taken outside HK by these individuals have been taken into account in the analysis of the number of doses taken. As compared to the statistics reported on 14 September, the aforementioned technical refinements result in a reduction of 200,000 persons.

^ 年齡是根據接種第一劑疫苗的日期計算。Age is calculated based on the date of first vaccine dose.

§ 年齡介乎六個月至三歲的幼兒由2022年8月4日開始可於香港接種2019冠狀病毒疫苗。Toddlers aged from six months to three years may receive the COVID-19 vaccine in Hong Kong starting from 4 August 2022.

@ 2019冠狀病毒疫苗接種計劃下的合資格接種人士，除了香港居民外，還包括以下類別的非香港居民：（1）持「往來港澳通行證」（慣稱「雙程證」）獲准逗留香港，並且無需延期也可以在逗留期限屆滿前完成接種兩劑疫苗的訪客；（2）免遣返申請人及獲聯合國難民署確認為難民的人士；及（3）在香港逗留的其他訪客（必須持有有效旅遊證件在香港合法逗留，並且無需延期而可以在逗留期限屆滿前完成接種兩劑疫苗）。這些合資格接種的非香港居民或未有包含在合資格接種人口基數內。所以，已在香港/其他地方接種至少一劑的人口數字可能多過香港居民人口數字。此外，由於有關的人口基數非實時數字，與實際情況或會有偏差，因此，沒有接種疫苗的估算人口可以是負數而沒有在報告中顯示。Apart from Hong Kong residents, eligible persons under the COVID-19 Vaccination Programme also include the following categories of non-Hong Kong residents: (1) holders of the Exit-entry Permit for Travelling to and from Hong Kong and Macao who can complete two doses of vaccination within their limit of stay without extension; (2) non-refoulement claimants and refugees recognised by the Office of the United Nations High Commissioner for Refugees; and (3) other visitors staying in Hong Kong (holders of valid travel documents who are allowed to stay in Hong Kong as permitted by the law, and can complete two doses of vaccination within their limit of stay without extension). These non-Hong Kong residents who are eligible to receive vaccination may not be included in the baseline population eligible to receive vaccination. Therefore, the population ever vaccinated in Hong Kong/elsewhere may be greater than the Hong Kong resident population. Separately, the relevant baseline population is not based on real time figures and there may be deviations from the actual situation. As a result, the estimated unvaccinated population may be a negative number and thus not shown in the report.

有用資訊 Useful Information

第5波最新疫情 Latest Epidemic Situation of 5th Wave

https://www.covidvaccine.gov.hk/pdf/5th_wave_statistics.pdf



死亡個案報告初步分析數據資料庫

https://www.coronavirus.gov.hk/chi/death_analysis.html



Archive of Statistics on Provisional Analysis on Reported Death Cases

https://www.coronavirus.gov.hk/eng/death_analysis.html



更多相關數據

https://www.chp.gov.hk/files/pdf/local_situation_covid19_tc.pdf



More relevant statistics

https://www.chp.gov.hk/files/pdf/local_situation_covid19_en.pdf



立即預約接種疫苗

https://booking.covidvaccine.gov.hk/forms/index_tc.jsp



Book vaccination now

<https://booking.covidvaccine.gov.hk/forms/index.jsp>



2019冠狀病毒病疫苗接種計劃專題網站

<https://www.covidvaccine.gov.hk/zh-hk>



COVID-19 Vaccination Programme Thematic Website

<https://www.covidvaccine.gov.hk/en>



2019冠狀病毒病專題網站

<https://www.coronavirus.gov.hk/chi/index.html>



COVID-19 Thematic Website

<https://www.coronavirus.gov.hk/eng/index.html>

