

2019冠狀病毒病死亡個案報告初步數據分析

(2021年12月31日至2022年11月9日00:00)

Provisional Data Analysis on COVID-19 Reported Death Cases

(from 31 Dec 2021 up till 9 Nov 2022 00:00)



版本日期:2022年11月10日
Version date: 10 Nov 2022

資料來源：衛生署衛生防護中心 Source: Centre for Health Protection of the Department of Health

特別感謝醫院管理局提供進一步資料以協助分析 Special thanks to the Hospital Authority for provision of further information to facilitate analysis

新冠疫苗能保護個人，預防2019冠狀病毒病的嚴重疾病和併發症。在本港，接種兩或三劑新冠疫苗個案的死亡率遠低於未接種的個案。就此，政府強烈建議合資格人士（尤其是12歲以下及60歲以上人士）應盡快接種疫苗。

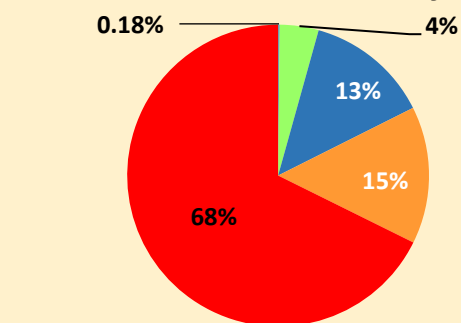
COVID-19 vaccines can protect individuals from severe illnesses and complications from COVID-19. Locally, cases vaccinated with 2 or 3 doses have much lower fatality rate than the unvaccinated. With that, the Government strongly recommended eligible persons (especially those aged under 12 as well as those aged 60 and above) to get vaccinated as soon as possible.

第5波死者個案 Deceased in the 5th Wave[@]

累計數目 Cumulative number	10,276
年齡範圍 Age range	0 - 112
年齡中位數 Median	86
男性與女性比例 Male to female ratio	1.40

疫苗接種史*

Vaccination History

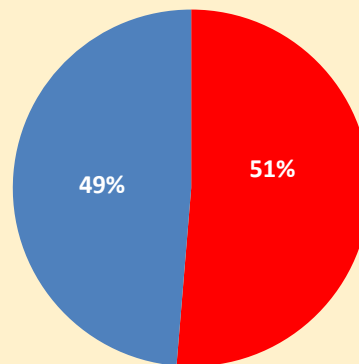


- 已接種四劑(滿14天) Received 4 doses (reached 14 days)
- 已接種三劑(滿14天) Received 3 doses (reached 14 days)
- 已接種兩劑(滿14天) Received 2 doses (reached 14 days)
- 已接種一劑(滿14天) Received 1 dose (reached 14 days)
- 沒有接種疫苗# Unvaccinated#

超過六成沒有
接種疫苗#
More than 60%
were unvaccinated#

包括已接種一劑但未滿
14天的人士 Including
those that have received 1
dose but not yet reached
14 days

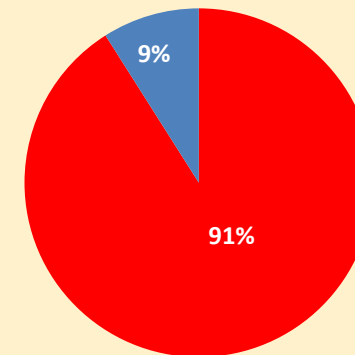
居住院舍情況* Residential Care Home (RCH) Status



- 院舍人士 RCH Residents
- 非院舍人士 Non-RCH Residents

超過五成為居於院舍人士
More than 50% were
RCH residents

長期病患歷史情況* History of Known Chronic Diseases



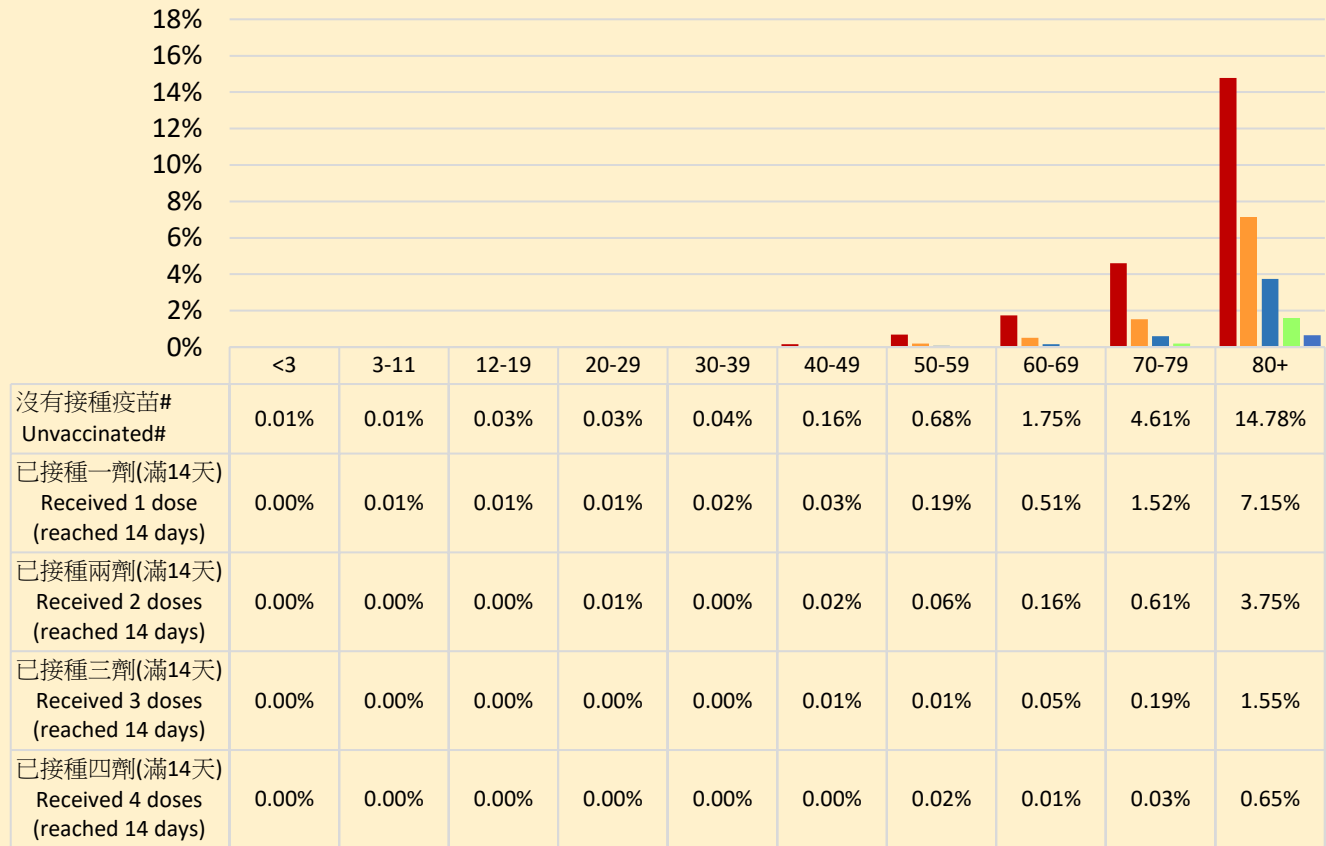
- 已知有長期病患 With known chronic diseases
- 沒有長期病患歷史 No history of chronic diseases

超過九成有已知長期病患情況
More than 90% were
with known chronic diseases

@ 不包括輸入個案 Excluding imported cases * 不包括待定個案 Excluding pending cases

按年齡組別和疫苗接種情況*劃分的死亡率 Case Fatality Rate by Age Group and Vaccination Status*

- 超過**95%**死亡個案為**60歲**或以上長者
- 接種首劑疫苗已有明顯保護力
- 依時接種第二和第三劑疫苗，可進一步提高保護力
- 早接種，早保護
- **Over 95% fatal cases were elderly aged 60 years or above**
- **Having the first dose already offers observable protection**
- **Timely having the second and the third doses can enhance protection**
- **Early vaccination for early protection**



* 計算是根據個別個案的呈報日期，相對於疫苗接種日期之時間間隔。這額外對計算疫苗劑數的方法是自2022年4月7日開始應用，包括追溯所有過往數據。

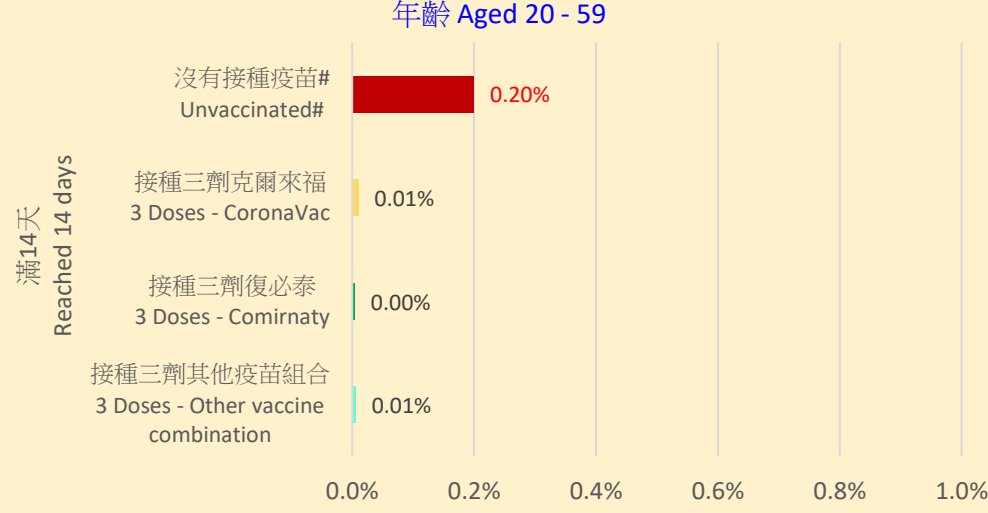
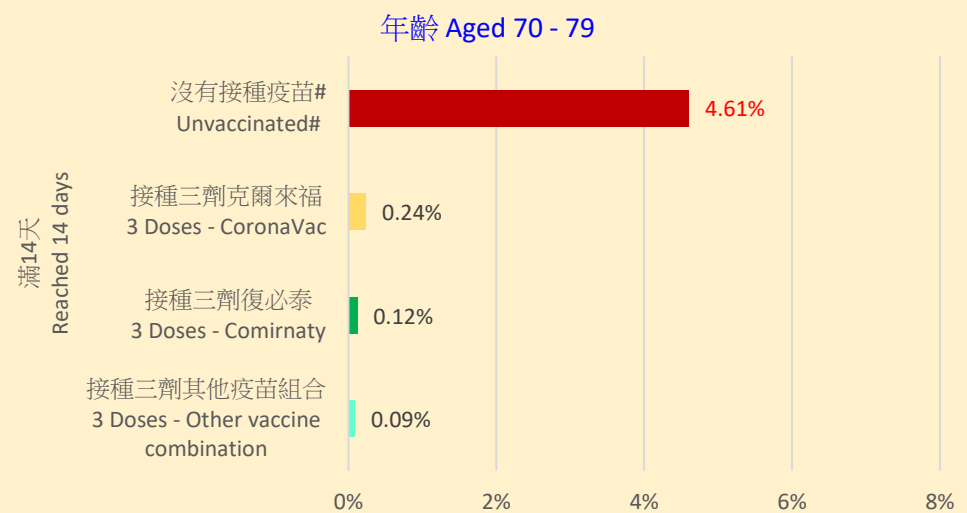
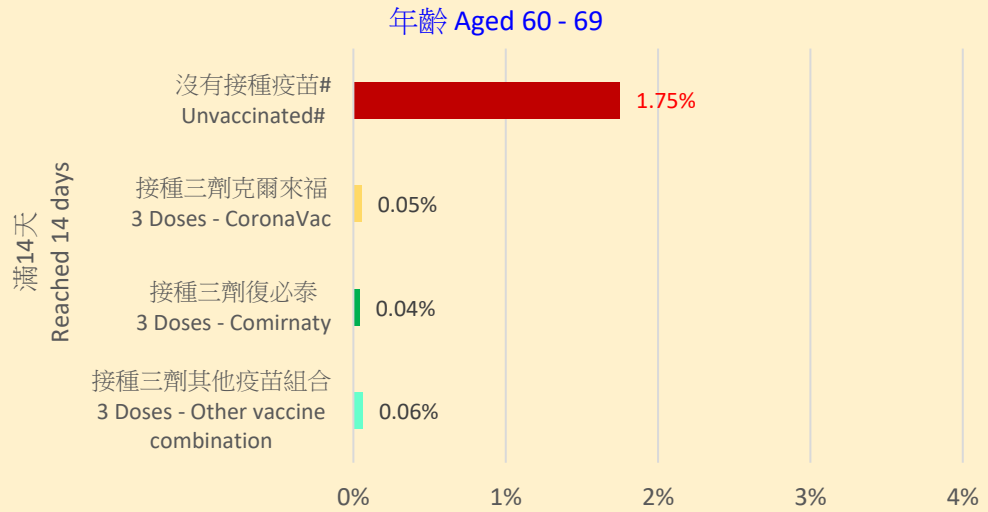
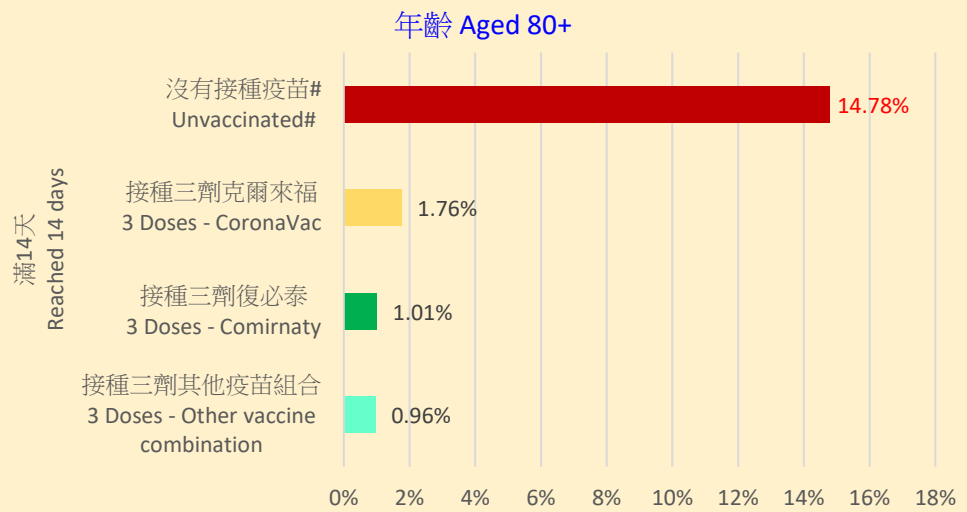
It is counted based on the date of case reporting of each reported case with respect to the date of vaccination to arrive at the time interval. This additional counting method for 'no. of vaccine doses received' is implemented starting from 7 April 2022, including all retrospective data.

包括已接種一劑但未滿14天的人士 Including those that have received 1 dose but not yet reached 14 days

- 新型冠狀病毒測試結果呈陽性的個案，如果在首次陽性樣本收集日期的28日內死亡，則會被列為2019冠狀病毒病的死亡個案。死者的死因可能與2019冠狀病毒病無關。
- 由於第五波疫情尚未結束，分析以上的臨時數據時必需謹慎，可能需要更長時間以收集更多數據或等待第五波完結後才能得出更有效的結論。
- COVID-19 death case is defined as a death in a person with positive SARS-CoV-2 result and died within 28 days of the first positive specimen collection day. The underlying cause of death may have been unrelated to COVID-19.
- As the 5th wave is still ongoing, the above provisional data need to be interpreted carefully. More significant conclusion can only be drawn when more data are available or when the 5th wave is over.

接種任何三劑疫苗，死亡風險大幅減少，特別是較年長的年齡組別
Receiving 3 doses of any vaccines greatly reduces death risk especially in the older age group

接種三劑疫苗相對沒有接種疫苗的死亡率（以20歲或以上年齡組別劃分）
Case fatality rate of 3 dose vaccine as compared against unvaccinated by age groups of 20+



包括已接種一劑但未滿 14 天的人士 Including those that have received 1 dose but not yet reached 14 days

按年齡組別及疫苗接種情況劃分的死亡率 Case Fatality Rate by Age Group and Vaccination Status

疫苗接種情況 (在個案報告日期已滿14天) Vaccination Status (reached 14 days as at case report date)	年齡組別 Age Group											總計 Grand Total
	<3	3 - 11	12 - 19	20 - 29	30 - 39	40 - 49	50 - 59	60 - 69	70 - 79	80+	待定 Pending	
總計 Grand total	0.01%	0.01%	0.01%	0.01%	0.01%	0.02%	0.09%	0.31%	1.26%	8.06%	0.03%	0.54%
沒有接種疫苗# Unvaccinated#	0.01%	0.01%	0.03%	0.03%	0.04%	0.16%	0.68%	1.75%	4.61%	14.78%	N/A	2.34%
接種一劑疫苗總計 1 Dose – Overall	0.00%	0.01%	0.01%	0.01%	0.02%	0.03%	0.19%	0.51%	1.52%	7.15%	N/A	1.01%
接種一劑克爾來福 1 Dose – CoronaVac	0.00%	0.01%	0.00%	0.03%	0.03%	0.06%	0.23%	0.53%	1.62%	7.29%	N/A	1.45%
接種一劑復必泰 1 Dose – Comirnaty	0.00%	0.00%	0.01%	0.00%	0.02%	0.00%	0.10%	0.43%	1.01%	5.69%	N/A	0.25%
接種一劑其他 1 Dose – Others	0.00%	0.00%	0.00%	0.00%	0.00%	0.00%	0.00%	0.00%	0.00%	N/A	N/A	0.00%
接種兩劑疫苗總計 2 Doses – Overall	0.00%	0.00%	0.00%	0.01%	0.00%	0.02%	0.06%	0.16%	0.61%	3.75%	N/A	0.18%
接種兩劑克爾來福 2 Doses – CoronaVac	0.00%	0.00%	0.00%	0.02%	0.00%	0.01%	0.08%	0.18%	0.71%	4.19%	N/A	0.36%
接種兩劑復必泰 2 Doses – Comirnaty	0.00%	0.00%	0.00%	0.01%	0.00%	0.02%	0.05%	0.12%	0.40%	2.08%	N/A	0.06%
接種兩劑其他疫苗組合 2 Doses – Other vaccine combination	0.00%	0.00%	0.00%	0.00%	0.00%	0.00%	0.00%	0.00%	0.00%	2.13%	N/A	0.05%
接種三劑疫苗總計 3 Doses – Overall	0.00%	0.00%	0.00%	0.00%	0.00%	0.01%	0.01%	0.05%	0.19%	1.55%	N/A	0.06%
接種三劑克爾來福 3 Doses – CoronaVac	0.00%	0.00%	0.02%	0.00%	0.01%	0.01%	0.02%	0.05%	0.24%	1.76%	N/A	0.13%
接種三劑復必泰 3 Doses – Comirnaty	0.00%	0.00%	0.00%	0.00%	0.00%	0.01%	0.01%	0.04%	0.12%	1.01%	N/A	0.02%
接種三劑其他疫苗組合 3 Doses – Other vaccine combination	0.00%	0.00%	0.00%	0.00%	0.01%	0.01%	0.01%	0.06%	0.09%	0.96%	N/A	0.03%
接種四劑疫苗總計 4 Doses – Overall	0.00%	0.00%	0.00%	0.00%	0.00%	0.00%	0.02%	0.01%	0.03%	0.65%	N/A	0.06%
接種四劑克爾來福 4 Doses – CoronaVac	0.00%	0.00%	0.00%	0.00%	0.00%	0.00%	0.00%	0.00%	0.00%	0.70%	N/A	0.07%
接種四劑復必泰 4 Doses – Comirnaty	0.00%	0.00%	0.00%	0.00%	0.00%	0.00%	0.07%	0.00%	0.00%	0.47%	N/A	0.03%
接種四劑其他疫苗組合 4 Doses – Other vaccine combination	0.00%	0.00%	0.00%	0.00%	0.00%	0.00%	0.00%	0.04%	0.15%	0.67%	N/A	0.07%

- 接種任何三劑疫苗，死亡風險大幅減少，特別是較年長的年齡組別
- 只要接種首劑疫苗，死亡風險也會顯著減少
- **Receiving 3 doses of any vaccines greatly reduces death risk especially in the older age group**
- **Getting the first jab would also significantly reduce death risk**

- 新型冠狀病毒測試結果呈陽性的個案，如果在首次陽性樣本收集日期的28日內死亡，則會被列為2019冠狀病毒病的死亡個案。死者的死因可能與2019冠狀病毒病無關。
- 由於第五波疫情尚未結束，分析以上的臨時數據時必需謹慎，可能需要更長時間以收集更多數據或等待第五波完結後才能得出更有效的結論。
- COVID-19 death case is defined as a death in a person with positive SARS-CoV-2 result and died within 28 days of the first positive specimen collection day. The underlying cause of death may have been unrelated to COVID-19.
- As the 5th wave is still ongoing, the above provisional data need to be interpreted carefully. More significant conclusion can only be drawn when more data are available or when the 5th wave is over.

以年齡組別及疫苗接種情況劃分之第 5 波本地感染個案呈報數目（經核酸檢測／快速抗原測試） Number of Reported Locally Acquired COVID-19 Cases (By PCR or RAT) since 5th Wave by Age Group and Vaccination Status

疫苗接種情況（在個案報告日期已滿14天） Vaccination Status (reached 14 days as at case report date)	年齡組別 Age Group											總計 Grand Total
	<3	3 - 11	12 - 19	20 - 29	30 - 39	40 - 49	50 - 59	60 - 69	70 - 79	80+	待定 Pending	
總計 Grand total	24,543	122,108	93,448	220,794	318,159	314,896	305,739	276,671	134,478	90,430	9,573	1,910,839
沒有接種疫苗# Unvaccinated#	23,519	63,192	9,968	25,960	37,031	25,407	23,374	30,250	23,330	34,608	N/A	296,639
接種一劑疫苗總計 1 Dose – Overall	777	17,025	14,427	11,479	18,157	14,529	16,185	24,135	17,470	15,123	N/A	149,307
接種一劑克爾來福 1 Dose – CoronaVac	757	14,113	2,437	2,987	7,314	8,509	11,398	18,604	14,686	13,770	N/A	94,575
接種一劑復必泰 1 Dose – Comirnaty	19	2,909	11,988	8,477	10,834	6,011	4,784	5,521	2,780	1,353	N/A	54,676
接種一劑其他 1 Dose – Others	1	3	2	15	9	9	3	10	4	0	N/A	56
接種兩劑疫苗總計 2 Doses – Overall	237	34,713	41,473	111,171	141,869	126,065	124,235	104,942	43,611	21,813	N/A	750,129
接種兩劑克爾來福 2 Doses – CoronaVac	236	26,256	6,972	16,497	32,813	48,750	65,276	62,463	29,534	17,298	N/A	306,095
接種兩劑復必泰 2 Doses – Comirnaty	0	8,251	34,274	94,401	108,662	76,934	58,615	42,236	13,983	4,468	N/A	441,824
接種兩劑其他疫苗組合 2 Doses – Other vaccine combination	1	206	227	273	394	381	344	243	94	47	N/A	2,210
接種三劑疫苗總計 3 Doses – Overall	9	7,177	27,538	71,700	119,729	145,941	137,262	105,176	43,286	16,728	N/A	674,546
接種三劑克爾來福 3 Doses – CoronaVac	6	6,914	4,102	9,712	26,120	49,847	61,266	53,493	25,969	12,225	N/A	249,654
接種三劑復必泰 3 Doses – Comirnaty	3	15	20,868	55,931	82,198	77,973	57,967	38,848	12,986	3,362	N/A	350,151
接種三劑其他疫苗組合 3 Doses – Other vaccine combination	0	248	2,568	6,057	11,411	18,121	18,029	12,835	4,331	1,141	N/A	74,741
接種四劑疫苗總計 4 Doses – Overall	1	1	42	484	1,373	2,954	4,683	12,168	6,781	2,158	N/A	30,645
接種四劑克爾來福 4 Doses – CoronaVac	1	1	9	133	444	1,216	2,132	6,064	3,864	1,436	N/A	15,300
接種四劑復必泰 4 Doses – Comirnaty	0	0	22	190	603	996	1,457	3,270	1,618	422	N/A	8,578
接種四劑其他疫苗組合 4 Doses – Other vaccine combination	0	0	11	161	326	742	1,094	2,834	1,299	300	N/A	6,767

包括已接種一劑但未滿 14 天的人士 Including those that have received 1 dose but not yet reached 14 days

N/A = 不適用 Not applicable

以年齡組別及疫苗接種情況劃分之第 5 波呈報死亡個案數目

Number of COVID-19 Reported Deaths since 5th Wave by Age Group and Vaccination Status

疫苗接種情況 (在個案報告日期已滿14天) Vaccination Status (reached 14 days as at case report date)	年齡組別 Age Group											總計 Grand Total
	<3	3 - 11	12 - 19	20 - 29	30 - 39	40 - 49	50 - 59	60 - 69	70 - 79	80+	待定 Pending	
總計 Grand total	3	7	6	18	28	73	288	870	1,692	7,288	3	10,276
沒有接種疫苗# Unvaccinated#	3	5	3	8	15	41	159	528	1,076	5,115	N/A	6,953
接種一劑疫苗總計 1 Dose – Overall	0	1	1	1	4	5	31	122	266	1,081	N/A	1,512
接種一劑克爾來福 1 Dose – CoronaVac	0	1	0	1	2	5	26	98	238	1,004	N/A	1,375
接種一劑復必泰 1 Dose – Comirnaty	0	0	1	0	2	0	5	24	28	77	N/A	137
接種一劑其他 1 Dose – Others	0	0	0	0	0	0	0	0	0	0	N/A	0
接種兩劑疫苗總計 2 Doses – Overall	0	1	1	9	4	19	80	166	265	818	N/A	1,363
接種兩劑克爾來福 2 Doses – CoronaVac	0	1	0	3	0	6	50	115	209	724	N/A	1,108
接種兩劑復必泰 2 Doses – Comirnaty	0	0	1	6	4	13	30	51	56	93	N/A	254
接種兩劑其他疫苗組合 2 Doses – Other vaccine combination	0	0	0	0	0	0	0	0	0	1	N/A	1
接種三劑疫苗總計 3 Doses – Overall	0	0	1	0	5	8	17	53	83	260	N/A	427
接種三劑克爾來福 3 Doses – CoronaVac	0	0	1	0	2	3	10	29	63	215	N/A	323
接種三劑復必泰 3 Doses – Comirnaty	0	0	0	0	2	4	6	16	16	34	N/A	78
接種三劑其他疫苗組合 3 Doses – Other vaccine combination	0	0	0	0	1	1	1	8	4	11	N/A	26
接種四劑疫苗總計 4 Doses – Overall	0	0	0	0	0	0	1	1	2	14	N/A	18
接種四劑克爾來福 4 Doses – CoronaVac	0	0	0	0	0	0	0	0	0	10	N/A	10
接種四劑復必泰 4 Doses – Comirnaty	0	0	0	0	0	0	1	0	0	2	N/A	3
接種四劑其他疫苗組合 4 Doses – Other vaccine combination	0	0	0	0	0	0	0	1	2	2	N/A	5

包括已接種一劑但未滿 14 天的人士 Including those that have received 1 dose but not yet reached 14 days

N/A = 不適用 Not applicable

比較本地感染呈報個案與死亡個案之疫苗接種情況百分比分布(以20歲或以上年齡組別劃分)

臨時數據
Provisional data

Comparison between Reported Locally Acquired Cases and Deceased Cases on % Distribution of Vaccination Status by Age Groups of 20 or above

疫苗接種情況 (在個案報告日期已滿14天) Vaccination Status (reached 14 days as at case report date)	年齡組別 Age groups									
	20 – 39		40 – 59		60 – 69		70 – 79		80+	
	佔所有本地 個案% % of total local cases	佔所有死亡 個案% % of total deaths	佔所有本地 個案% % of total local cases	佔所有死亡 個案% % of total deaths	佔所有本地 個案% % of total local cases	佔所有死亡 個案% % of total deaths	佔所有本地 個案% % of total local cases	佔所有死亡 個案% % of total deaths	佔所有本地 個案% % of total local cases	佔所有死亡 個案% % of total deaths
沒有接種疫苗 # Unvaccinated #	11.7%	50.0%	7.9%	55.4%	10.9%	60.7%	17.3%	63.6%	38.3%	70.2%
接種一劑克爾來福 1 Dose – CoronaVac	1.9%	6.5%	3.2%	8.6%	6.7%	11.3%	10.9%	14.1%	15.2%	13.8%
接種一劑復必泰 1 Dose – Comirnaty	3.6%	4.3%	1.7%	1.4%	2.0%	2.8%	2.1%	1.7%	1.5%	1.1%
接種一劑其他疫苗 1 Dose – Others	0.0%	0.0%	0.0%	0.0%	0.0%	0.0%	0.0%	0.0%	0.0%	0.0%
接種兩劑克爾來福 2 Doses – CoronaVac	9.1%	6.5%	18.4%	15.5%	22.6%	13.2%	22.0%	12.4%	19.1%	9.9%
接種兩劑復必泰 2 Doses – Comirnaty	37.7%	21.7%	21.8%	11.9%	15.3%	5.9%	10.4%	3.3%	4.9%	1.3%
接種兩劑其他疫苗組合 2 Doses – Other vaccine combination	0.1%	0.0%	0.1%	0.0%	0.1%	0.0%	0.1%	0.0%	0.1%	0.0%
接種三劑克爾來福 3 Doses – CoronaVac	6.6%	4.3%	17.9%	3.6%	19.3%	3.3%	19.3%	3.7%	13.5%	3.0%
接種三劑復必泰 3 Doses – Comirnaty	25.6%	4.3%	21.9%	2.8%	14.0%	1.8%	9.7%	0.9%	3.7%	0.5%
接種三劑其他疫苗組合 3 Doses – Other vaccine combination	3.2%	2.2%	5.8%	0.6%	4.6%	0.9%	3.2%	0.2%	1.3%	0.2%
接種四劑克爾來福 4 Doses – CoronaVac	0.1%	0.0%	0.5%	0.0%	2.2%	0.0%	2.9%	0.0%	1.6%	0.1%
接種四劑復必泰 4 Doses – Comirnaty	0.1%	0.0%	0.4%	0.3%	1.2%	0.0%	1.2%	0.0%	0.5%	0.0%
接種四劑其他疫苗組合 4 Doses – Other vaccine combination	0.1%	0.0%	0.3%	0.0%	1.0%	0.1%	1.0%	0.1%	0.3%	0.0%
總計 Grand total	100%	100%	100%	100%	100%	100%	100%	100%	100%	100%

包括已接種一劑但未滿 14 天的人士 Including those that have received 1 dose but not yet reached 14 days

以年齡組別及疫苗接種情況劃分之曾在香港已接種至少一劑疫苗的人口 ~ Population ever vaccinated in Hong Kong by Age Group and Vaccination Status ~

疫苗接種情況 (滿14天) Vaccination Status (reached 14 days)	年齡組別 Age Group [^]										總計 Grand Total
	<3 [§]	3 - 11	12 - 19	20 - 29	30 - 39	40 - 49	50 - 59	60 - 69	70 - 79	80+	
2021年年底人口 End-2021 resident population	123,600	502,600	447,300	771,900	1,094,500	1,160,300	1,191,300	1,122,100	591,300	398,200	7,403,100
曾在香港已接種至少一劑疫苗的人口 (=a+b+c+d) Population ever vaccinated in Hong Kong	19,299	443,540	464,022	809,388	1,128,172	1,189,910	1,177,197	1,013,297	496,985	285,510	7,027,320
接種一劑疫苗總計 1 Dose – Overall (a)	7,561	58,101	12,100	11,370	14,891	9,794	9,153	11,474	8,615	11,244	154,303
接種一劑克爾來福 1 Dose – CoronaVac	7,561	35,806	2,688	3,209	6,241	5,333	5,545	7,797	6,614	9,675	90,469
接種一劑復必泰 1 Dose – Comirnaty	0	22,295	9,412	8,161	8,650	4,461	3,608	3,677	2,001	1,569	63,834
接種兩劑疫苗總計 2 Doses – Overall (b)	11,634	231,552	108,290	166,907	198,131	150,256	122,358	106,278	56,609	46,131	1,198,146
接種兩劑克爾來福 2 Doses – CoronaVac	11,504	154,229	16,454	25,968	45,926	50,469	55,906	60,595	39,172	37,388	497,611
接種兩劑復必泰 2 Doses – Comirnaty	0	74,742	89,963	138,527	149,807	97,738	64,763	44,457	16,834	8,434	685,265
接種兩劑其他疫苗組合 2 Doses – Other vaccine combination	130	2,581	1,873	2,412	2,398	2,049	1,689	1,226	603	309	15,270
接種三劑疫苗總計 3 Doses – Overall (c)	104	153,855	341,285	613,964	877,480	964,117	931,813	730,205	343,323	191,948	5,148,094
接種三劑克爾來福 3 Doses – CoronaVac	4	141,368	43,543	79,227	181,028	299,386	372,323	357,866	206,077	145,521	1,826,343
接種三劑復必泰 3 Doses – Comirnaty	0	3,657	254,375	453,698	600,286	546,180	447,560	298,615	110,637	37,091	2,752,099
接種三劑克爾來福和復必泰組合 3 Doses – Combination of CoronaVac and Comirnaty	0	1,919	24,600	38,840	69,960	96,786	93,250	61,367	21,811	8,337	416,870
接種三劑其他疫苗組合 3 Doses – Other vaccine combination	100	6,911	18,767	42,199	26,206	21,765	18,680	12,357	4,798	999	152,782
接種四劑疫苗總計 4 Doses – Overall (d)	0	32	2,347	17,147	37,670	65,743	113,873	165,340	88,438	36,187	526,777
接種四劑克爾來福 4 Doses – CoronaVac	0	20	346	2,809	9,784	21,413	43,398	75,344	46,700	24,007	223,821
接種四劑復必泰 4 Doses – Comirnaty	0	5	880	5,959	17,800	27,618	43,796	52,316	25,727	8,028	182,129
接種四劑克爾來福和復必泰組合 4 Doses – Combination of CoronaVac and Comirnaty	0	4	257	2,943	6,678	12,715	21,625	32,541	13,683	3,661	94,107
接種四劑其他疫苗組合 4 Doses – Other vaccine combination	0	3	864	5,436	3,408	3,997	5,054	5,139	2,328	491	26,720

~ 就本統計分析而言，由2022年9月15日起，統計數字只包括曾在香港已接種至少一劑疫苗的人口（該些人士可能同時在香港以外地方接種其他劑次）。於分析該些人士已接種疫苗劑數時，已考慮在香港以外地方的疫苗接種記錄。比較9月14日發佈的數字，減少約20萬以反映以上技術性修訂。For the purpose of this statistical analysis, starting from 15 September 2022, the statistics cover population ever vaccinated in HK (the individuals may also have doses taken outside HK). Vaccine dose(s) taken outside HK by these individuals have been taken into account in the analysis of the number of doses taken. As compared to the statistics reported on 14 September, the aforementioned technical refinements result in a reduction of 200,000 persons.

^ 年齡是根據接種第一劑疫苗的日期計算。Age is calculated based on the date of first vaccine dose.

§ 年齡介乎六個月至三歲的幼兒由2022年8月4日開始可於香港接種2019冠狀病毒病疫苗。Toddlers aged from six months to three years may receive the COVID-19 vaccine in Hong Kong starting from 4 August 2022.

@ 2019冠狀病毒病疫苗接種計劃下的合資格接種人士，除了香港居民外，還包括以下類別的非香港居民：（1）持「往來港澳通行證」（慣稱「雙程證」）獲准逗留香港，並且無需延期也可以在逗留期限屆滿前完成接種兩劑疫苗的訪客；（2）免遣返申請人及獲聯合國難民署確認為難民的人士；及（3）在香港逗留的其他訪客（必須持有有效旅遊證件在香港合法逗留，並且無需延期而可以在逗留期限屆滿前完成接種兩劑疫苗）。這些合資格接種的非香港居民或未有包含在合資格接種人口基數內。所以，已在香港/其他地方接種至少一劑的人口數字可能多過香港居民人口數字。此外，由於有關的人口基數非實時數字，與實際情況或會有偏差，因此，沒有接種疫苗的估算人口可以是負數而沒有在報告中顯示。Apart from Hong Kong residents, eligible persons under the COVID-19 Vaccination Programme also include the following categories of non-Hong Kong residents: (1) holders of the Exit-entry Permit for Travelling to and from Hong Kong and Macao who can complete two doses of vaccination within their limit of stay without extension; (2) non-refoulement claimants and refugees recognised by the Office of the United Nations High Commissioner for Refugees; and (3) other visitors staying in Hong Kong (holders of valid travel documents who are allowed to stay in Hong Kong as permitted by the law, and can complete two doses of vaccination within their limit of stay without extension). These non-Hong Kong residents who are eligible to receive vaccination may not be included in the baseline population eligible to receive vaccination. Therefore, the population ever vaccinated in Hong Kong/elsewhere may be greater than the Hong Kong resident population. Separately, the relevant baseline population is not based on real time figures and there may be deviations from the actual situation. As a result, the estimated unvaccinated population may be a negative number and thus not shown in the report.

有用資訊 Useful Information

第5波最新疫情 Latest Epidemic Situation of 5th Wave

https://www.covidvaccine.gov.hk/pdf/5th_wave_statistics.pdf



死亡個案報告初步分析數據資料庫

https://www.coronavirus.gov.hk/chi/death_analysis.html



Archive of Statistics on Provisional Analysis on Reported Death Cases

https://www.coronavirus.gov.hk/eng/death_analysis.html



更多相關數據

https://www.chp.gov.hk/files/pdf/local_situation_covid19_tc.pdf



More relevant statistics

https://www.chp.gov.hk/files/pdf/local_situation_covid19_en.pdf



立即預約接種疫苗

https://booking.covidvaccine.gov.hk/forms/index_tc.jsp



Book vaccination now

<https://booking.covidvaccine.gov.hk/forms/index.jsp>



2019冠狀病毒病疫苗接種計劃專題網站

<https://www.covidvaccine.gov.hk/zh-HK>



COVID-19 Vaccination Programme Thematic Website

<https://www.covidvaccine.gov.hk/en>



2019冠狀病毒病專題網站

<https://www.coronavirus.gov.hk/chi/index.html>



COVID-19 Thematic Website

<https://www.coronavirus.gov.hk/eng/index.html>

