

2019冠狀病毒病死亡個案報告初步數據分析

(2021年12月31日至2022年6月8日00:00)

Provisional Data Analysis on COVID-19 Reported Death Cases

(from 31 Dec 2021 up till 8 Jun 2022 00:00)



版本日期：2022年6月9日

Version date: 9 Jun 2022

資料來源：衛生署衛生防護中心 Source: Centre for Health Protection of the Department of Health

特別感謝醫院管理局提供進一步資料以協助分析 Special thanks to the Hospital Authority for provision of further information to facilitate analysis

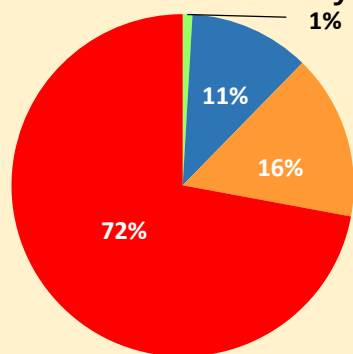
新冠疫苗能保護個人，預防2019冠狀病毒病的嚴重疾病和併發症。在本港，接種兩或三劑新冠疫苗個案的死亡率遠低於未接種的個案。就此，政府強烈建議合資格人士（尤其是12歲以下及60歲以上人士）應盡快接種疫苗。

COVID-19 vaccines can protect individuals from severe illnesses and complications from COVID-19. Locally, **cases vaccinated with 2 or 3 doses have much lower fatality rate than the unvaccinated**. With that, the Government strongly recommended eligible persons (especially those aged under 12 as well as those aged 60 and above) to get vaccinated as soon as possible.

第5波死者個案 Deceased in the 5th Wave

累計數目 Cumulative number	9,176
年齡範圍 Age range	0 – 112
年齡中位數 Median	86
男性與女性比例 Male to female ratio	1.42

疫苗接種史* Vaccination History

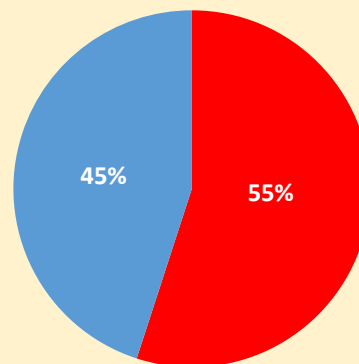


- 已接種三劑(滿14天) Received 3 doses (reached 14 days)
- 已接種兩劑(滿14天) Received 2 doses (reached 14 days)
- 已接種一劑(滿14天) Received 1 dose (reached 14 days)
- 沒有接種疫苗# Unvaccinated#

超過七成沒有
接種疫苗#
More than 70%
were unvaccinated#

包括已接種一劑但未滿
14天的人士 Including
those that have received 1
dose but not yet reached
14 days

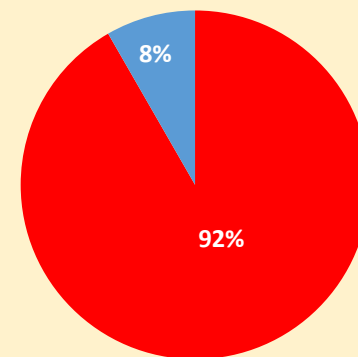
居住院舍情況* Residential Care Home (RCH) Status



- 院舍人士 RCH Residents
- 非院舍人士 Non-RCH Residents

超過五成為居於院舍人士
More than 50% were
RCH residents

長期病患歷史情況* History of Known Chronic Diseases



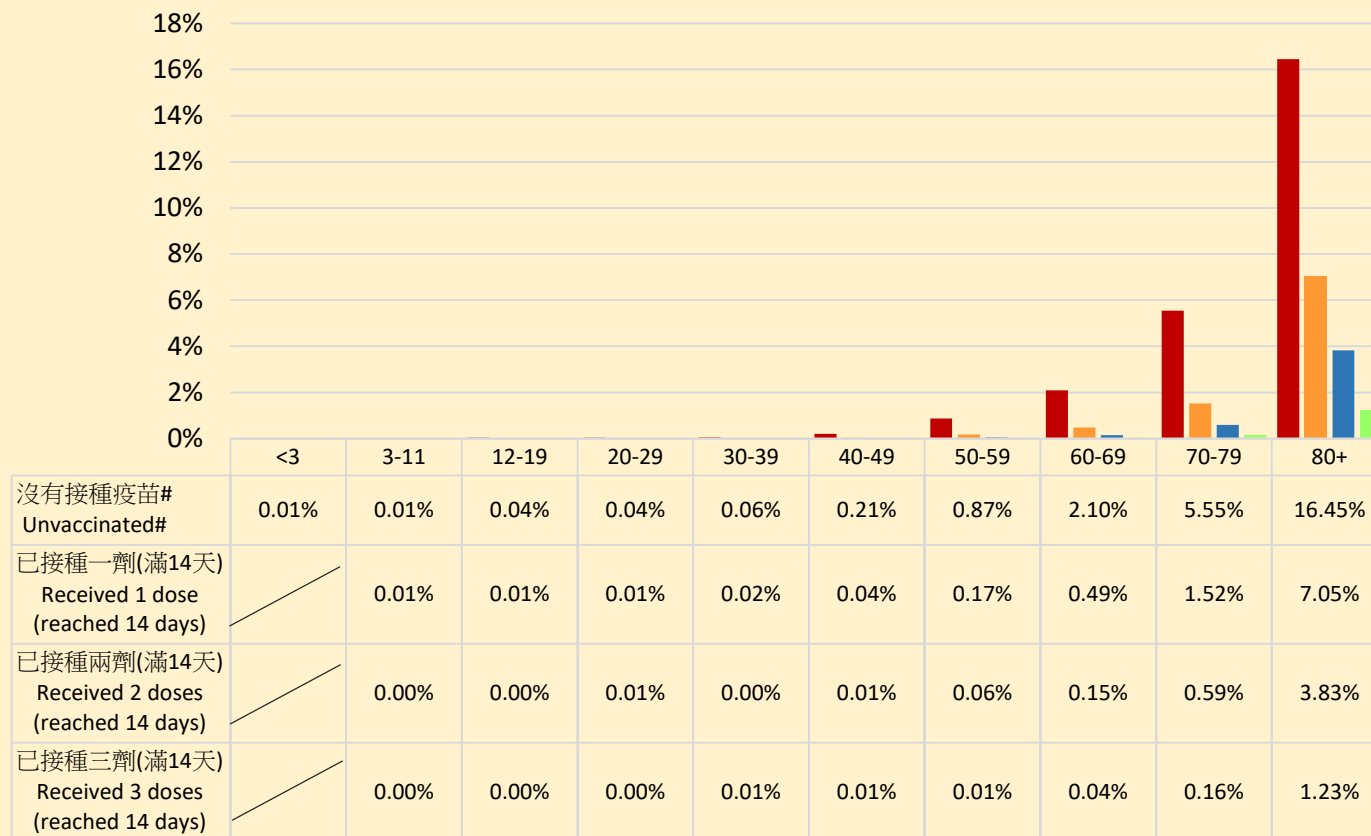
- 已知有長期病患 With known chronic diseases
- 沒有長期病患歷史 No history of chronic diseases

超過九成有已知長期病患情況
More than 90% were
with known chronic diseases

* 不包括待定個案 Excluding pending cases

按年齡組別和疫苗接種情況*劃分的死亡率 Case Fatality Rate by Age Group and Vaccination Status*

- 超過95%死亡個案為60歲或以上長者
- 接種首劑疫苗已有明顯保護力
- 依時接種第二和第三劑疫苗，可進一步提高保護力
- 早接種，早保護
- Over 95% fatal cases were elderly aged 60 years or above
- Having the first dose already offers observable protection
- Timely having the second and the third doses can enhance protection
- Early vaccination for early protection



* 計算是根據個別個案的呈報日期，相對於疫苗接種日期之時間間隔。這額外對計算疫苗劑數的方法是由2022年4月7日開始應用，包括追溯所有過往數據。

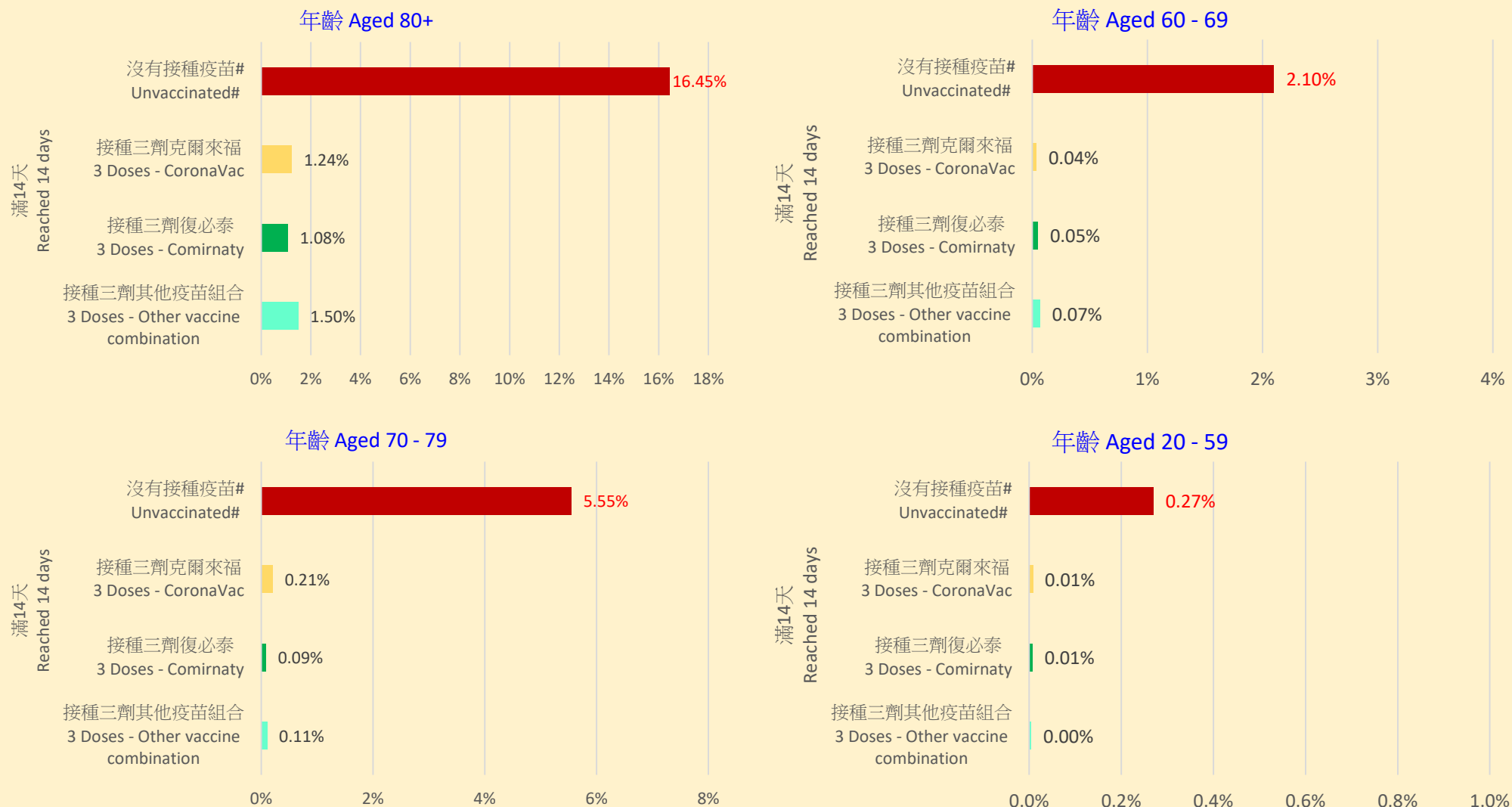
It is counted based on the date of case reporting of each reported case with respect to the date of vaccination to arrive at the time interval. This additional counting method for 'no. of vaccine doses received' is implemented starting from 7 April 2022, including all retrospective data.

包括已接種一劑但未滿14天的人士 Including those that have received 1 dose but not yet reached 14 days

- 新型冠狀病毒測試結果呈陽性的個案，如果在首次陽性樣本收集日期的28日內死亡，則會被列為2019冠狀病毒病的死亡個案。死者的死因可能與2019冠狀病毒病無關。
- 由於第五波疫情尚未結束，分析以上的臨時數據時必需謹慎，可能需要更長時間以收集更多數據或等待第五波完結後才能得出更有效的結論。
- COVID-19 death case is defined as a death in a person with positive SARS-CoV-2 result and died within 28 days of the first positive specimen collection day. The underlying cause of death may have been unrelated to COVID-19.
- As the 5th wave is still ongoing, the above provisional data need to be interpreted carefully. More significant conclusion can only be drawn when more data are available or when the 5th wave is over.

接種任何三劑疫苗，死亡風險大幅減少，特別是較年長的年齡組別
Receiving 3 doses of any vaccines greatly reduces death risk especially in the older age group

接種三劑疫苗相對沒有接種疫苗的死亡率（以20歲或以上年齡組別劃分）
Case fatality rate of 3 dose vaccine as compared against unvaccinated by age groups of 20+



包括已接種一劑但未滿14天的人士 Including those that have received 1 dose but not yet reached 14 days

按年齡組別及疫苗接種情況劃分的死亡率

Case Fatality Rate by Age Group and Vaccination Status

疫苗接種情況 (在個案報告日期已滿14天) Vaccination Status (reached 14 days as at case report date)	年齡組別 Age Group											總計 Grand Total
	<3	3 - 11	12 - 19	20 - 29	30 - 39	40 - 49	50 - 59	60 - 69	70 - 79	80+	待定 Pending	
總計 Grand total	0.01%	0.01%	0.01%	0.01%	0.01%	0.03%	0.13%	0.43%	1.80%	10.41%	0.01%	0.76%
沒有接種疫苗# Unvaccinated#	0.01%	0.01%	0.04%	0.04%	0.06%	0.21%	0.87%	2.10%	5.55%	16.45%	N/A	3.03%
接種一劑疫苗總計 1 Dose – Overall	N/A	0.01%	0.01%	0.01%	0.02%	0.04%	0.17%	0.49%	1.52%	7.05%	N/A	1.03%
接種一劑克爾來福 1 Dose – CoronaVac	N/A	0.01%	0.00%	0.04%	0.01%	0.06%	0.21%	0.51%	1.61%	7.17%	N/A	1.47%
接種一劑復必泰 1 Dose – Comirnaty	N/A	0.00%	0.01%	0.00%	0.02%	0.00%	0.09%	0.43%	1.08%	5.72%	N/A	0.26%
接種一劑其他 1 Dose – Others	N/A	0.00%	N/A	0.00%	0.00%	0.00%	N/A	0.00%	N/A	N/A	N/A	0.00%
接種兩劑疫苗總計 2 Doses – Overall	N/A	0.00%	0.00%	0.01%	0.00%	0.01%	0.06%	0.15%	0.59%	3.83%	N/A	0.17%
接種兩劑克爾來福 2 Doses – CoronaVac	N/A	0.00%	0.00%	0.01%	0.00%	0.01%	0.07%	0.18%	0.69%	4.36%	N/A	0.35%
接種兩劑復必泰 2 Doses – Comirnaty	N/A	0.00%	0.00%	0.00%	0.00%	0.01%	0.04%	0.10%	0.40%	1.97%	N/A	0.05%
接種兩劑其他疫苗組合 2 Doses – Other vaccine combination	N/A	0.00%	0.00%	0.00%	0.00%	0.00%	0.00%	0.00%	0.00%	0.00%	N/A	0.00%
接種三劑疫苗總計 3 Doses – Overall	N/A	0.00%	0.00%	0.00%	0.01%	0.01%	0.01%	0.04%	0.16%	1.23%	N/A	0.04%
接種三劑克爾來福 3 Doses – CoronaVac	N/A	0.00%	0.00%	0.00%	0.01%	0.00%	0.01%	0.04%	0.21%	1.24%	N/A	0.06%
接種三劑復必泰 3 Doses – Comirnaty	N/A	0.00%	0.00%	0.00%	0.01%	0.02%	0.00%	0.05%	0.09%	1.08%	N/A	0.03%
接種三劑其他疫苗組合 3 Doses – Other vaccine combination	N/A	0.00%	0.00%	0.00%	0.03%	0.00%	0.00%	0.07%	0.11%	1.50%	N/A	0.04%

- 接種任何三劑疫苗，死亡風險大幅減少，特別是較年長的年齡組別
- 只要接種首劑疫苗，死亡風險也會顯著減少
- **Receiving 3 doses of any vaccines greatly reduces death risk especially in the older age group**
- **Getting the first jab would also significantly reduce death risk**

- 新型冠狀病毒測試結果呈陽性的個案，如果在首次陽性樣本收集日期的28日內死亡，則會被列為2019冠狀病毒病的死亡個案。死者的死因可能與2019冠狀病毒病無關。
- 由於第五波疫情尚未結束，分析以上的臨時數據時必需謹慎，可能需要更長時間以收集更多數據或等待第五波完結後才能得出更有效的結論。
- COVID-19 death case is defined as a death in a person with positive SARS-CoV-2 result and died within 28 days of the first positive specimen collection day. The underlying cause of death may have been unrelated to COVID-19.
- As the 5th wave is still ongoing, the above provisional data need to be interpreted carefully. More significant conclusion can only be drawn when more data are available or when the 5th wave is over.

以年齡組別及疫苗接種情況劃分之第5波本地感染個案呈報數目（經核酸檢測／快速抗原測試）

臨時數據

Provisional data

Number of Reported Locally Acquired COVID-19 Cases (By PCR or RAT) since 5th Wave by Age Group and Vaccination Status

疫苗接種情況（在個案報告日期已滿14天） Vaccination Status (reached 14 days as at case report date)	年齡組別 Age Group											總計 Grand Total
	<3	3 - 11	12 - 19	20 - 29	30 - 39	40 - 49	50 - 59	60 - 69	70 - 79	80+	待定 Pending	
總計 Grand total	12,560	60,949	47,475	140,136	197,440	194,187	197,025	178,063	85,372	62,613	25,033	1,200,853
沒有接種疫苗# Unvaccinated#	12,560	47,069	7,053	17,940	26,302	17,593	17,411	23,703	18,750	29,524	N/A	217,905
接種一劑疫苗總計 1 Dose – Overall	N/A	12,862	13,706	10,695	17,102	13,942	15,668	23,545	16,944	14,478	N/A	138,942
接種一劑克爾來福 1 Dose – CoronaVac	N/A	11,382	2,223	2,785	6,875	8,179	11,076	18,213	14,257	13,202	N/A	88,192
接種一劑復必泰 1 Dose – Comirnaty	N/A	1,478	11,483	7,908	10,224	5,761	4,592	5,326	2,687	1,276	N/A	50,735
接種一劑其他 1 Dose – Others	N/A	2	0	2	3	2	0	6	0	0	N/A	15
接種兩劑疫苗總計 2 Doses – Overall	N/A	1,012	25,716	99,447	124,939	114,540	114,144	92,642	36,182	15,776	N/A	624,398
接種兩劑克爾來福 2 Doses – CoronaVac	N/A	981	2,860	14,216	27,594	43,065	59,375	54,457	24,118	12,259	N/A	238,925
接種兩劑復必泰 2 Doses – Comirnaty	N/A	28	22,816	85,051	97,101	71,186	54,515	37,986	12,006	3,501	N/A	384,190
接種兩劑其他疫苗組合 2 Doses – Other vaccine combination	N/A	3	40	180	244	289	254	199	58	16	N/A	1,283
接種三劑疫苗總計 3 Doses – Overall	N/A	6	1,000	12,054	29,097	48,112	49,802	38,173	13,496	2,835	N/A	194,575
接種三劑克爾來福 3 Doses – CoronaVac	N/A	1	217	3,467	9,952	21,694	26,397	21,244	8,181	1,852	N/A	93,005
接種三劑復必泰 3 Doses – Comirnaty	N/A	4	643	6,881	15,329	19,044	15,710	10,970	3,460	650	N/A	72,691
接種三劑其他疫苗組合 3 Doses – Other vaccine combination	N/A	1	140	1,706	3,816	7,374	7,695	5,959	1,855	333	N/A	28,879

以年齡組別及疫苗接種情況劃分之第5波呈報死亡個案數目

Number of COVID-19 Reported Deaths since 5th Wave by Age Group and Vaccination Status

疫苗接種情況（在個案報告日期已滿14天） Vaccination Status (reached 14 days as at case report date)	年齡組別 Age Group											總計 Grand Total
	<3	3 - 11	12 - 19	20 - 29	30 - 39	40 - 49	50 - 59	60 - 69	70 - 79	80+	待定 Pending	
總計 Grand total	1	6	5	14	25	61	247	765	1,535	6,515	2	9,176
沒有接種疫苗# Unvaccinated#	1	5	3	7	15	37	152	497	1,040	4,856	N/A	6,613
接種一劑疫苗總計 1 Dose – Overall	N/A	1	1	1	3	5	27	115	258	1,020	N/A	1,431
接種一劑克爾來福 1 Dose – CoronaVac	N/A	1	0	1	1	5	23	92	229	947	N/A	1,299
接種一劑復必泰 1 Dose – Comirnaty	N/A	0	1	0	2	0	4	23	29	73	N/A	132
接種一劑其他 1 Dose – Others	N/A	0	0	0	0	0	0	0	0	0	N/A	0
接種兩劑疫苗總計 2 Doses – Overall	N/A	0	1	6	4	15	65	136	215	604	N/A	1,046
接種兩劑克爾來福 2 Doses – CoronaVac	N/A	0	0	2	0	5	41	97	167	535	N/A	847
接種兩劑復必泰 2 Doses – Comirnaty	N/A	0	1	4	4	10	24	39	48	69	N/A	199
接種兩劑其他疫苗組合 2 Doses – Other vaccine combination	N/A	0	0	0	0	0	0	0	0	0	N/A	0
接種三劑疫苗總計 3 Doses – Overall	N/A	0	0	0	3	4	3	17	22	35	N/A	84
接種三劑克爾來福 3 Doses – CoronaVac	N/A	0	0	0	1	1	3	8	17	23	N/A	53
接種三劑復必泰 3 Doses – Comirnaty	N/A	0	0	0	1	3	0	5	3	7	N/A	19
接種三劑其他疫苗組合 3 Doses – Other vaccine combination	N/A	0	0	0	1	0	0	4	2	5	N/A	12

包括已接種一劑但未滿14天的人士 Including those that have received 1 dose but not yet reached 14 days

N/A = 不適用 Not applicable

比較本地感染呈報個案與死亡個案之疫苗接種情況百分比分布(以20歲或以上年齡組別劃分)

Comparison between Reported Locally Acquired Cases and Deceased Cases
on % Distribution of Vaccination Status by Age Groups of 20 or above

疫苗接種情況 (在個案報告日期已滿14天) Vaccination Status (reached 14 days as at case report date)	年齡組別 Age groups									
	20 – 39		40 – 59		60 – 69		70 – 79		80+	
	佔所有本地 個案% % of total local cases	佔所有死亡 個案% % of total deaths	佔所有本地 個案% % of total local cases	佔所有死亡 個案% % of total deaths	佔所有本地 個案% % of total local cases	佔所有死亡 個案% % of total deaths	佔所有本地 個案% % of total local cases	佔所有死亡 個案% % of total deaths	佔所有本地 個案% % of total local cases	佔所有死亡 個案% % of total deaths
沒有接種疫苗 # Unvaccinated #	13.1%	56.4%	8.9%	61.4%	13.3%	65.0%	22.0%	67.8%	47.2%	74.5%
接種一劑克爾來福 1 Dose – CoronaVac	2.9%	5.1%	4.9%	9.1%	10.2%	12.0%	16.7%	14.9%	21.1%	14.5%
接種一劑復必泰 1 Dose – Comirnaty	5.4%	5.1%	2.6%	1.3%	3.0%	3.0%	3.1%	1.9%	2.0%	1.1%
接種一劑其他疫苗 1 Dose – Others	0.0%	0.0%	0.0%	0.0%	0.0%	0.0%	0.0%	0.0%	0.0%	0.0%
接種兩劑克爾來福 2 Doses – CoronaVac	12.4%	5.1%	26.2%	14.9%	30.6%	12.7%	28.3%	10.9%	19.6%	8.2%
接種兩劑復必泰 2 Doses – Comirnaty	54.0%	20.5%	32.1%	11.0%	21.3%	5.1%	14.1%	3.1%	5.6%	1.1%
接種兩劑其他疫苗組合 2 Doses – Other vaccine combination	0.1%	0.0%	0.1%	0.0%	0.1%	0.0%	0.1%	0.0%	0.0%	0.0%
接種三劑克爾來福 3 Doses – CoronaVac	4.0%	2.6%	12.3%	1.3%	11.9%	1.0%	9.6%	1.1%	3.0%	0.4%
接種三劑復必泰 3 Doses – Comirnaty	6.6%	2.6%	8.9%	1.0%	6.2%	0.7%	4.1%	0.2%	1.0%	0.1%
接種三劑其他疫苗組合 3 Doses – Other vaccine combination	1.6%	2.6%	3.9%	0.0%	3.3%	0.5%	2.2%	0.1%	0.5%	0.1%
總計 Grand total	100.0%	100.0%	100.0%	100.0%	100.0%	100.0%	100.0%	100.0%	100.0%	100.0%

包括已接種一劑但未滿14天的人士 Including those that have received 1 dose but not yet reached 14 days

以年齡組別及疫苗接種情況(在本地或其他地方接種)劃分之香港人口

Hong Kong Population by Age Group and Vaccination Status (taken in Hong Kong/elsewhere)

疫苗接種情況 (滿14天) Vaccination Status (reached 14 days)	年齡組別 Age Group [^]										總計 Grand Total
	<3	3 - 11	12 - 19	20 - 29	30 - 39	40 - 49	50 - 59	60 - 69	70 - 79	80+	
2021年年底人口 End-2021 resident population	123,600	502,600	447,300	771,900	1,094,500	1,160,300	1,191,300	1,122,100	591,300	398,200	7,403,100
沒有接種疫苗# Unvaccinated # *	124,000	133,000	- @	- @	- @	- @	19,000	121,000	107,000	131,000	635,000
接種一劑疫苗總計 1 Dose – Overall	N/A	101,526	43,228	26,181	36,568	28,933	31,786	45,409	36,837	43,671	394,139
接種一劑克爾來福 1 Dose – CoronaVac	N/A	67,773	8,329	7,171	14,830	16,431	21,209	34,049	30,639	39,575	240,006
接種一劑復必泰 1 Dose – Comirnaty	N/A	33,641	34,699	18,490	21,205	12,156	10,333	11,238	6,156	4,079	151,997
接種一劑其他 1 Dose – Others	N/A	112	200	520	533	346	244	122	42	17	2,136
接種兩劑疫苗總計 2 Doses – Overall	N/A	267,311	268,003	369,499	431,850	366,451	355,517	351,405	202,771	143,616	2,756,423
接種兩劑克爾來福 2 Doses – CoronaVac	N/A	214,972	43,591	59,293	109,364	142,044	181,003	212,709	143,744	116,830	1,223,550
接種兩劑復必泰 2 Doses – Comirnaty	N/A	49,964	219,025	297,022	310,548	216,282	168,045	133,810	57,038	26,280	1,478,014
接種兩劑其他疫苗組合 2 Doses – Other vaccine combination	N/A	2,375	5,387	13,184	11,938	8,125	6,469	4,886	1,989	506	54,859
接種三劑疫苗總計 3 Doses – Overall	N/A	596	140,056	406,631	650,326	789,510	777,748	544,380	217,157	73,874	3,600,278
接種三劑克爾來福 3 Doses – CoronaVac	N/A	478	9,705	49,796	122,968	225,482	280,382	232,184	107,155	44,314	1,072,464
接種三劑復必泰 3 Doses – Comirnaty	N/A	30	116,254	294,851	450,576	456,467	385,318	239,112	84,666	22,733	2,050,007
接種三劑克爾來福和復必泰組合 3 Doses – Combination of CoronaVac and Comirnaty	N/A	19	8,381	27,918	55,504	87,759	92,433	60,143	20,483	5,887	358,527
接種三劑其他疫苗組合 3 Doses – Other vaccine combination	N/A	69	5,716	34,066	21,278	19,802	19,615	12,941	4,853	940	119,280
接種四劑疫苗總計 4 Doses – Overall	N/A	0	49	131	370	966	7,380	59,797	27,280	6,439	102,412
接種四劑克爾來福 4 Doses – CoronaVac	N/A	0	6	15	79	269	2,667	24,381	12,227	3,331	42,975
接種四劑復必泰 4 Doses – Comirnaty	N/A	0	14	21	142	340	2,446	17,711	7,998	1,777	30,449
接種四劑克爾來福和復必泰組合 4 Doses – Combination of CoronaVac and Comirnaty	N/A	0	2	25	92	277	2,012	16,343	6,393	1,207	26,351
接種四劑其他疫苗組合 4 Doses – Other vaccine combination	N/A	0	27	70	57	80	255	1,362	662	124	2,637

[^] 年齡是根據接種第一劑疫苗的日期計算。Age is calculated based on the date of first vaccine dose.

包括已接種一劑但未滿14天的人士。Including those that have received 1 dose but not yet reached 14 days.

* 估算沒有接種疫苗的人口是基於2021年年底人口數字(臨時數字)和曾經在本地或其他地方接種疫苗人口的相差推算所得。
Estimated unvaccinated population is derived by the difference between the end-2021 resident population (provisional figure) and the population ever vaccinated in Hong Kong/elsewhere.

@ 2019冠狀病毒疫苗接種計劃下的合資格接種人士，除了香港居民外，還包括以下類別的非香港居民：(1)持「往來港澳通行證」(慣稱「雙程證」)獲准逗留香港，並且無需延期也可以在逗留期限屆滿前完成接種兩劑疫苗的訪客；(2)免遣返申請人及獲聯合國難民署確認為難民的人士；及(3)在香港逗留的其他訪客(必須持有有效旅遊證件在香港合法逗留，並且無需延期而可以在逗留期限屆滿前完成接種兩劑疫苗)。這些合資格接種的非香港居民或未有包含在合資格接種人口基數內。所以，已在香港/其他地方接種至少一劑的人口數字可能多過香港居民人口數字。此外，由於有關的人口基數非實時數字，與實際情況或會有偏差，因此，沒有接種疫苗的估算人口可以是負數而沒有在報告中顯示。Apart from Hong Kong residents, eligible persons under the COVID-19 Vaccination Programme also include the following categories of non-Hong Kong residents: (1) holders of the Exit-entry Permit for Travelling to and from Hong Kong and Macao who can complete two doses of vaccination within their limit of stay without extension; (2) non-refoulement claimants and refugees recognised by the Office of the United Nations High Commissioner for Refugees; and (3) other visitors staying in Hong Kong (holders of valid travel documents who are allowed to stay in Hong Kong as permitted by the law, and can complete two doses of vaccination within their limit of stay without extension). These non-Hong Kong residents who are eligible to receive vaccination may not be included in the baseline population eligible to receive vaccination. Therefore, the population ever vaccinated in Hong Kong/elsewhere may be greater than the Hong Kong resident population. Separately, the relevant baseline population is not based on real time figures and there may be deviations from the actual situation. As a result, the estimated unvaccinated population may be a negative number and thus not shown in the report.

N/A = 不適用 Not applicable

有用資訊 Useful Information

第5波最新疫情 Latest Epidemic Situation of 5th Wave

https://www.covidvaccine.gov.hk/pdf/5th_wave_statistics.pdf



死亡個案報告初步分析數據資料庫

https://www.coronavirus.gov.hk/chi/death_analysis.html



Archive of Statistics on Provisional Analysis on Reported Death Cases

https://www.coronavirus.gov.hk/eng/death_analysis.html



更多相關數據

https://www.chp.gov.hk/files/pdf/local_situation_covid19_tc.pdf



More relevant statistics

https://www.chp.gov.hk/files/pdf/local_situation_covid19_en.pdf



立即預約接種疫苗

https://booking.covidvaccine.gov.hk/forms/index_tc.jsp



Book vaccination now

<https://booking.covidvaccine.gov.hk/forms/index.jsp>



2019冠狀病毒病疫苗接種計劃專題網站

<https://www.covidvaccine.gov.hk/zh-HK>



COVID-19 Vaccination Programme Thematic Website

<https://www.covidvaccine.gov.hk/en>



2019冠狀病毒病專題網站

<https://www.coronavirus.gov.hk/chi/index.html>



COVID-19 Thematic Website

<https://www.coronavirus.gov.hk/eng/index.html>

