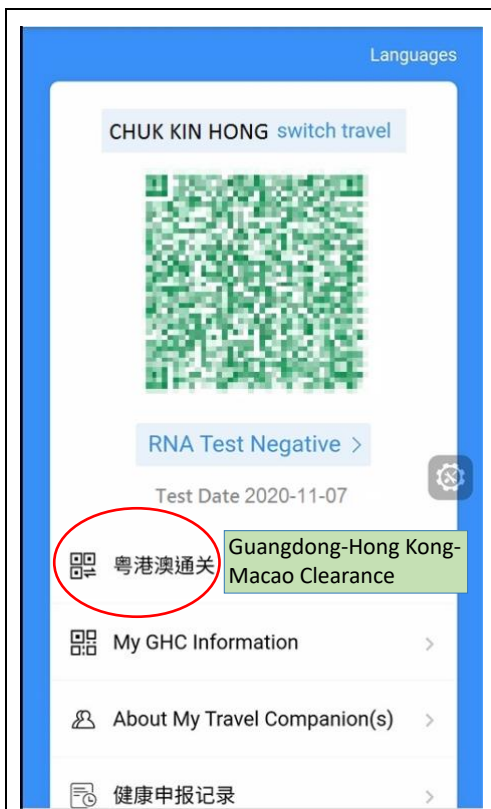
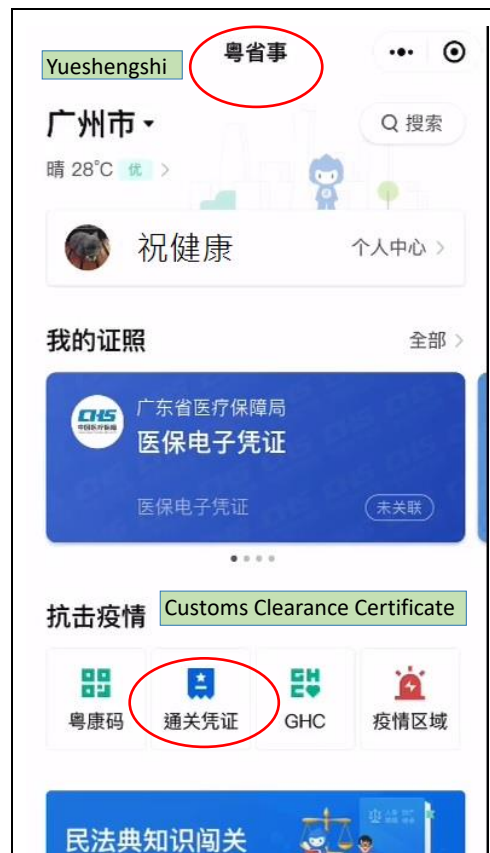


## User guide for the conversion of “Yuekang Code” for use on “Hong Kong Electronic Health Declaration Form”



1. Applicant is required to retrieve his/her Yuekang Code at the website of Yuekang Code. Then click “**Guangdong-Hong Kong-Macao Clearance**”.



2. Applicant can also click “**Customs Clearance Certificate**” to retrieve his/her Yuekang Code at the Yuekang Code, the mini-program of WeChat.



3. Click “**Guangdong > Hong Kong**”.



4. You are required to click “**To declare**” to complete the health declaration for customs clearance for first time application. You are required to complete the declaration again if the information provided previously has expired or changed.

健康申报 [+重新申报](#)  
申报序列号 530T20201029000004  
申请健康状态 正常  
最近申报时间 2020-11-08 15:00

核酸检测  
检测结果 阴性  
检测日期 2020年11月07日  
检测机构 广东检测机构

\*若持有真实有效的纸质核酸检测结果报告单，可点击[核酸信息自主上报](#)

香港关口入境 [Entering Hong Kong](#)

[入境香港申报](#) [Go to Hong Kong Electronic Health Declaration Form](#)

更多服务

[打开粤康码](#)

可使用粤康码通关凭证，港澳入境人员健康申报等服务

5. Return to the page of Yuekang Code Customs Clearance Certificate after submitting the health declaration. Click **“Go to Hong Kong Electronic Health Declaration Form”** at the lower part of the page.

Personal information for entering Hong Kong  
入境香港使用的个人信息

性别  
女 [选择](#)

出生日期  
1996-01-29 [选择](#)

香港通关证件类型  
香港居民身份证 [选择](#)

香港通关证件号码  
A1234567

最近一次使用该证件出入境的时间  
2020 [选择](#)

I have read and agreed with the “User Services Agreement” and “Personal Information Protection Policy”

我已认证阅读并同意《用户服务协议》和《个人信息保护政策》

[提交](#) Submit

6. Enter the personal information required for entering Hong Kong. Check the box **“I have read and agreed with the “User Services Agreement” and “Personal Information Protection Policy”** and then click **“Submit”**.

HKSAR Department of Health  
Health Declaration Form

\* mandatory field

Name:  
CHUK KIN HONG

Sex:  
Female

Date of Birth:  
29/1/1996

Identity Type as shown in NAT Report:  
Mainland Travel Permit for Hong Kong and Macau Residents

Identity No. as shown in NAT Report:  
H1234567890

\*Nationality / Region:

\*Hong Kong Resident:

7. Click **“Next”** after the message “Data loading is successful” is shown on the interface “Personal Information Collection Statement” of the “HK Health Declaration Form”. Then enter the information required for entry on the “Health Declaration Form” page as per instruction and submit it

HKSAR Department of Health  
Health Declaration Form

Your QR code is saved automatically (max. 4), please [click here](#) to check your code and show to the staff of the Department of Health at the Hong Kong port.

Booking(HKT):09/11/2020



Shenzhen Bay Port

Guangdong Test Lab: Negative  
Hong Kong Identity Card A123\*\*\*\*(\*)  
(NAT Result Valid Till: 10/11/2020)

CHUK KIN HONG  
A123\*\*\*\*  
Sex: Female, 29/1/1996  
Guangdong Province

Contact Phone No.:  
+852-91234567

[Please click here and carefully read "Health Monitoring Checklist for Arriving Travellers"](#)

[Save QR Code](#)

8. Code conversion completed.

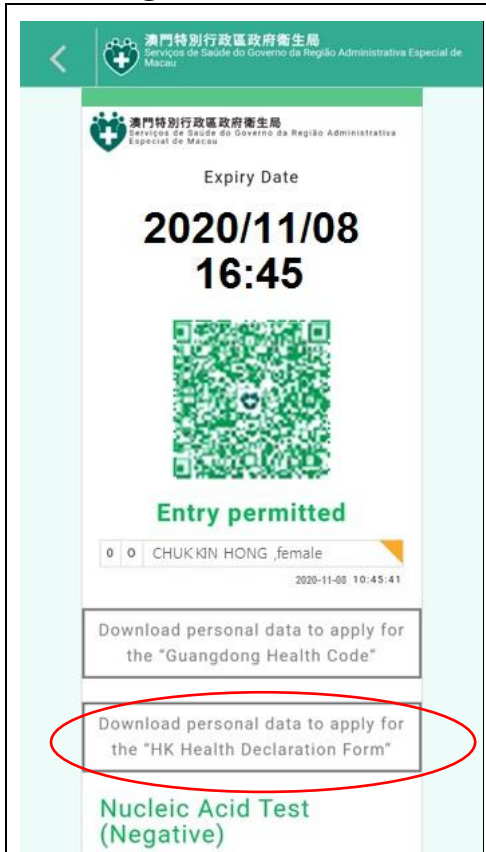
--

--

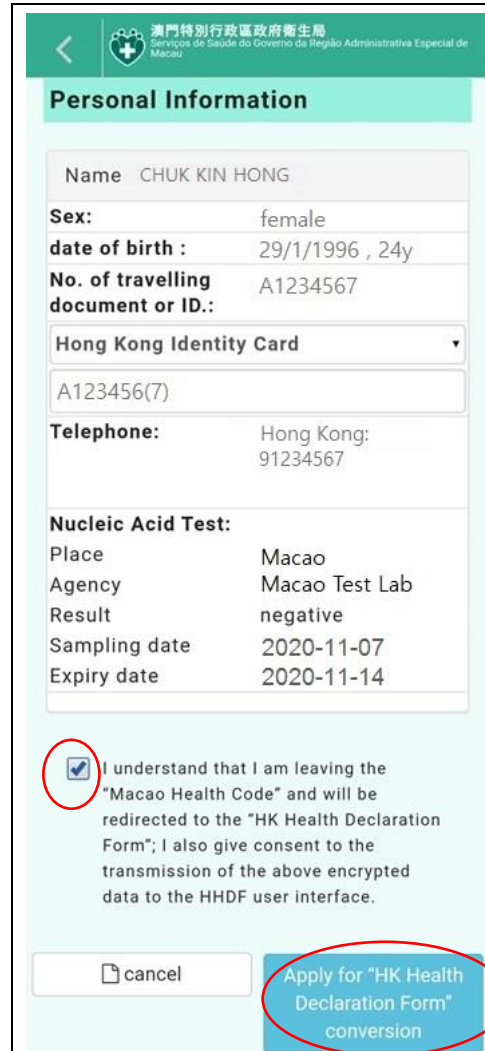
accordingly.

Please present the QR code to the staff of the Department of Health.

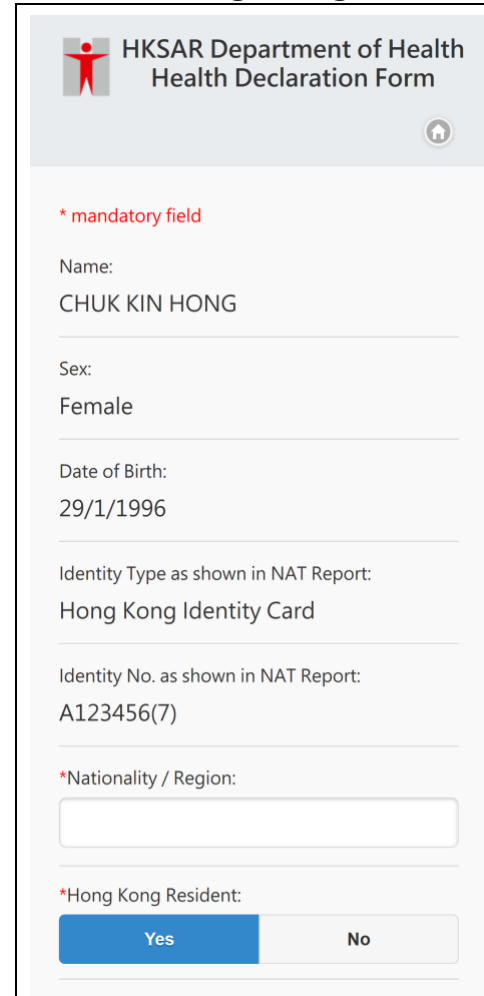
# User guide for the conversion of “Macao Health Code” for use on “Hong Kong Electronic Health Declaration Form”



1. Applicant is required to retrieve his/her Macao Health Code at the website of Macao health code. Then click “Download personal data to apply for the ‘HK Health Declaration Form’”.



2. Check the box “I understand that I am leaving the ‘Macao Health Code’ and will be redirected to the ‘HK Health Declaration Form’; I also give consent to the transmission of the above encrypted data to the



3. Click “Next” after the message “Data loading is successful” is shown on the interface “Personal Information Collection Statement” of the “HK Health Declaration Form”. Then enter the information required for entry on the “Health



HHDF user interface.” after verifying the personal information. Then click “Apply for ‘HK Health Declaration Form’ conversion”.

Declaration Form” page as per instructions and submit it accordingly.

4. Code conversion completed. Please present the QR code to the staff of the Department of Health.