

2019冠狀病毒病第5波數據

(2021年12月31日至2022年8月3日00:00)

Statistics on 5th Wave of COVID-19 (from 31 Dec 2021 up till 3 Aug 2022 00:00)



截至2022年8月3日 00:00 統計數字

Statistics are compiled based on data up to 3 Aug 2022 00:00

資料來源：衛生署衛生防護中心和醫院管理局

Source: Centre for Health Protection of the Department of Health; and the Hospital Authority

於過去24小時新增的本地感染／輸入個案數目 [@] Number of additional locally acquired / imported cases in the past 24 hours [@]	4,321 / 226
• 經核酸檢測／快速抗原測試的本地個案 Local by nucleic acid tests / rapid antigen tests	1,711 / 2,610
• 經核酸檢測／快速抗原測試的輸入個案 Imported by nucleic acid tests / rapid antigen tests	205 / 21
於過去24小時新呈報之死亡個案數目 [~] Number of deaths newly reported in last 24 hours [~]	4
目前住院個案數目 ^{*†} Current number of hospitalised cases ^{*†}	1,533
目前於深切治療部情況危殆的個案數目 [†] Current number hospitalised in ICU with critical condition [†]	6
累計呈報個案數目（經核酸檢測／快速抗原測試） Cumulative number of reported cases (by nucleic acid tests / rapid antigen tests)	813,086 / 541,201
累計死亡個案數目 [~] Cumulative number of deaths [~]	9,311
在香港接種第一針的人口 [#] Population with 1 st vaccine dose taken in Hong Kong [#]	6,769,612
在香港接種第二針的人口 [#] Population with 2 nd vaccine dose taken in Hong Kong [#]	6,519,943
在香港接種第三針的人口 [#] Population with 3 rd vaccine dose taken in Hong Kong [#]	4,602,672
在香港接種第四針的人口 [#] Population with 4 th vaccine dose taken in Hong Kong [#]	210,159

[~] 新型冠狀病毒測試結果呈陽性的個案，如果在首次陽性樣本收集日期的28日內死亡，則會被列為2019冠狀病毒病的死亡個案。死者的死因可能與2019冠狀病毒病無關。COVID-19 death case is defined as a death in a person with positive SARS-CoV-2 result and died within 28 days of the first positive specimen collection day. The underlying cause of death may have been unrelated to COVID-19.

^{*} 包括對嚴重急性呼吸綜合症冠狀病毒2（新型冠狀病毒）檢測呈陽性或初步陽性，並於北大嶼山醫院香港感染控制中心、醫院管理局（醫管局）傳染病中心、亞洲國際博覽館社區治療設施及公立醫院接受治療的病人。Including patients who tested positive or preliminarily positive for the SARS-CoV-2 virus and are currently being treated in the North Lantau Hospital Hong Kong Infection Control Centre, the Hospital Authority (HA) Infectious Disease Centre, the Community Treatment Facility at AsiaWorld-Expo and public hospitals.

[†] 由4月20日起，醫管局採用新的統計方法，由確診2019冠狀病毒病當日起計28日後，病人會列為康復。Starting from 20 April, the HA has adopted a new counting method. Patient is considered as recovered, after 28 days from the date tested positive for COVID-19.

[#] 當天的疫苗接種數據於每晚更新。疫苗接種數據是以2019冠狀病毒病疫苗接種計劃於2021年2月26日展開後的接種人口累計至今。Vaccination figures of the day are updated every evening. Vaccination figures are cumulative number of persons that have received the vaccine dose since the COVID-19 Vaccination Programme was officially launched on 26 February 2021.

[@] 衛生署衛生防護中心自2022年6月7日起只會公佈於「2019冠狀病毒快速抗原測試陽性結果人士申報系統」呈報並經核酸檢測核實結果為陽性的個案。這些個案包括過去數日呈報的快速測試陽性個案。From 7 June 2022 onwards, the Centre for Health Protection of the Department of Health only announce cases reported via the "Declaration System for individuals tested positive for COVID-19 using Rapid Antigen Test" which had been verified with positive nucleic acid test results. These cases include rapid antigen test positive cases reported in the past few days.

以年齡組別劃分之數據【臨時數字】 Breakdown of figures by age group [Provisional figures]

年齡組別 Age groups	累計死亡 個案數目 Cumulative number of deaths	目前於深切治療部 情況危殆的 個案數目† Current number hospitalised in ICU with critical condition†	目前住院 個案數目† Current number of hospitalised cases†	累計呈報 個案數目 Cumulative number of reported cases	已接種至少一劑的人口 (在香港/其他地方接種 及滿14天) ^ Ever vaccinated population (taken in HK/elsewhere and reached 14 days)^	在香港接種 第一針的人口® Population with 1 st vaccine dose taken in HK®	在香港接種 第二針的人口® Population with 2 nd vaccine dose taken in HK®	在香港接種 第三針的人口® Population with 3 rd vaccine dose taken in HK®	在香港接種 第四針的人口® Population with 4 th vaccine dose taken in HK®	2021年 年底人口 End-2021 resident population
<3	2	0	33	14,662	不適用 NA	不適用 NA	不適用 NA	不適用 NA	不適用 NA	123,600
3 - 11	6	0	35	71,050	390,255	389,468	311,583	30,859	1	502,600
12 - 19	5	0	22	55,819	462,636	446,426	421,530	206,750	217	447,300
20 - 29	14	0	25	157,917	818,074	761,758	739,227	511,417	3,557	771,900
30 - 39	25	1	35	223,306	1,135,479	1,094,606	1,065,788	762,430	9,055	1,094,500
40 - 49	61	0	46	219,591	1,198,776	1,165,166	1,145,699	900,610	16,957	1,160,300
50 - 59	255	2	87	220,284	1,184,734	1,154,716	1,133,835	898,547	22,304	1,191,300
60 - 69	782	2	204	198,488	1,014,241	992,877	968,767	767,244	92,452	1,122,100
70 - 79	1,555	0	370	95,078	493,973	486,042	472,049	362,376	50,193	591,300
80+	6,600	1	676	67,789	279,317	278,553	261,465	162,439	15,423	398,200
待定 Pending	6	—	—	30,303	—	—	—	—	—	—
總數 Total	9,311	6	1,533	1,354,287	6,977,485	6,769,612	6,519,943	4,602,672	210,159	7,403,100
12歲或以上合計 Sub-total for aged 12+	9,297	6	1,465	1,238,272	6,587,230	6,380,144	6,208,360	4,571,813	210,158	6,776,900

† 由4月20日起，醫管局採用新的統計方法，由確診2019冠狀病毒病當日起計28日後，病人會列為康復。Starting from 20 April, the Hospital Authority has adopted a new counting method. Patient is considered as recovered, after 28 days from the date tested positive for COVID-19.

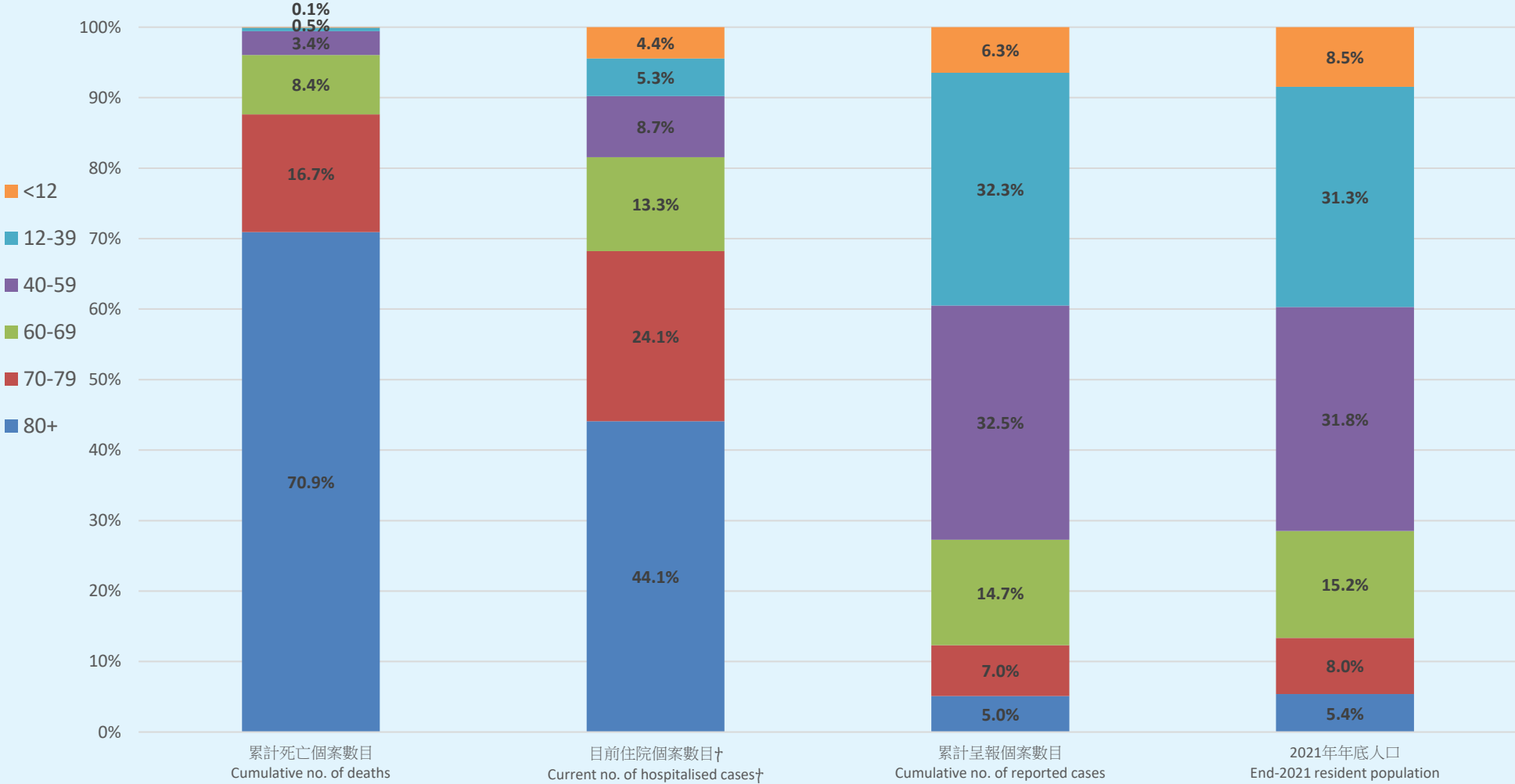
^ 年齡是根據接種第一劑疫苗的日期計算。Age is calculated based on the date of first vaccine dose.

® 2019冠狀病毒病疫苗接種計劃下的合資格接種人士，除了香港居民外，還包括以下類別的非香港居民：(1) 持「往來港澳通行證」（慣稱「雙程證」）獲准逗留香港，並且無需延期也可以在逗留期限屆滿前完成接種兩劑疫苗的訪客；(2) 免遣返申請人及獲聯合國難民署確認為難民的人士；及(3) 在香港逗留的其他訪客（必須持有有效旅遊證件在香港合法逗留，並且無需延期也可以在逗留期限屆滿前完成接種兩劑疫苗）。這些合資格接種的非香港居民或未有包含在合資格接種人口基數內。此外，有關的人口基數非實時數字，與實際情況或會有偏差，故此接種百分比有可能高於100%。Apart from Hong Kong residents, eligible persons under the COVID-19 Vaccination Programme also include the following categories of non-Hong Kong residents: (1) holders of the Exit-entry Permit for Travelling to and from Hong Kong and Macao who can complete two doses of vaccination within their limit of stay without extension; (2) non-refoulement claimants and refugees recognised by the Office of the United Nations High Commissioner for Refugees; and (3) other visitors staying in Hong Kong (holders of valid travel documents who are allowed to stay in Hong Kong as permitted by the law, and can complete two doses of vaccination within their limit of stay without extension). These non-Hong Kong residents who are eligible to receive vaccination may not be included in the baseline population eligible to receive vaccination. Separately, the relevant baseline population is not based on real time figures and there may be deviations from the actual situation. Therefore, vaccination rate may be higher than 100%.

70歲或以上長者佔死亡個案的大多數，遠高於他們所佔的人口比例（13%）。
Elderly aged 70+ account for a disproportionately large share of death cases, relative to their 13% population share.

與居住人口比較的死亡及住院個案的年齡分佈 【臨時數字】

Comparison on age profile of deceased and hospitalised cases against resident population [Provisional figures]



† 由4月20日起，醫管局採用新的統計方法，由確診2019冠狀病毒病當日起計28日後，病人會列為康復。Starting from 20 April, the Hospital Authority has adopted a new counting method. Patient is considered as recovered, after 28 days from the date tested positive for COVID-19.

累計死亡個案數目~ {以疫苗接種（於呈報個案日期計算）及年齡組別劃分} 【臨時數字】

Cumulative number of deaths~ by vaccination (counted as at date of case reporting) and age group [Provisional figures]

年齡組別 Age groups	已接種三劑(滿14天)* Received 3 doses (reached 14 days)*	已接種兩劑(滿14天)* Received 2 doses (reached 14 days)*	已接種一劑(滿14天)* Received 1 dose (reached 14 days)*	沒有接種疫苗^ Unvaccinated^	總計 Total
<3	不適用 NA	不適用 NA	不適用 NA	2	2
3 – 11	0	0	1	5	6
12 – 19	0	1	1	3	5
20 – 29	0	6	1	7	14
30 – 39	3	4	3	15	25
40 – 49	4	16	5	36	61
50 – 59	6	67	27	155	255
60 – 69	22	145	115	500	782
70 – 79	26	221	260	1,048	1,555
80+	50	643	1,031	4,876	6,600
待定 Pending	-	-	-	-	6
總數 Total	111	1,103	1,444	6,647	9,311

~ 新型冠狀病毒測試結果呈陽性的個案，如果在首次陽性樣本收集日期的28日內死亡，則會被列為2019冠狀病毒病的死亡個案。死者的死因可能與2019冠狀病毒病無關。

COVID-19 death case is defined as a death in a person with positive SARS-CoV-2 result and died within 28 days of the first positive specimen collection day. The underlying cause of death may have been unrelated to COVID-19.

* 計算是根據個別個案的呈報日期，相對於疫苗接種日期之時間間隔。這額外對計算疫苗劑數的方法是由2022年4月7日開始應用，包括追溯所有過往數據。

It is counted based on the date of case reporting of each reported case with respect to the date of vaccination to arrive at the time interval. This additional counting method for 'no. of vaccine doses received' is implemented starting from 7 April 2022, including all retrospective data.

^ 包括已接種一劑但未滿14天的人士。

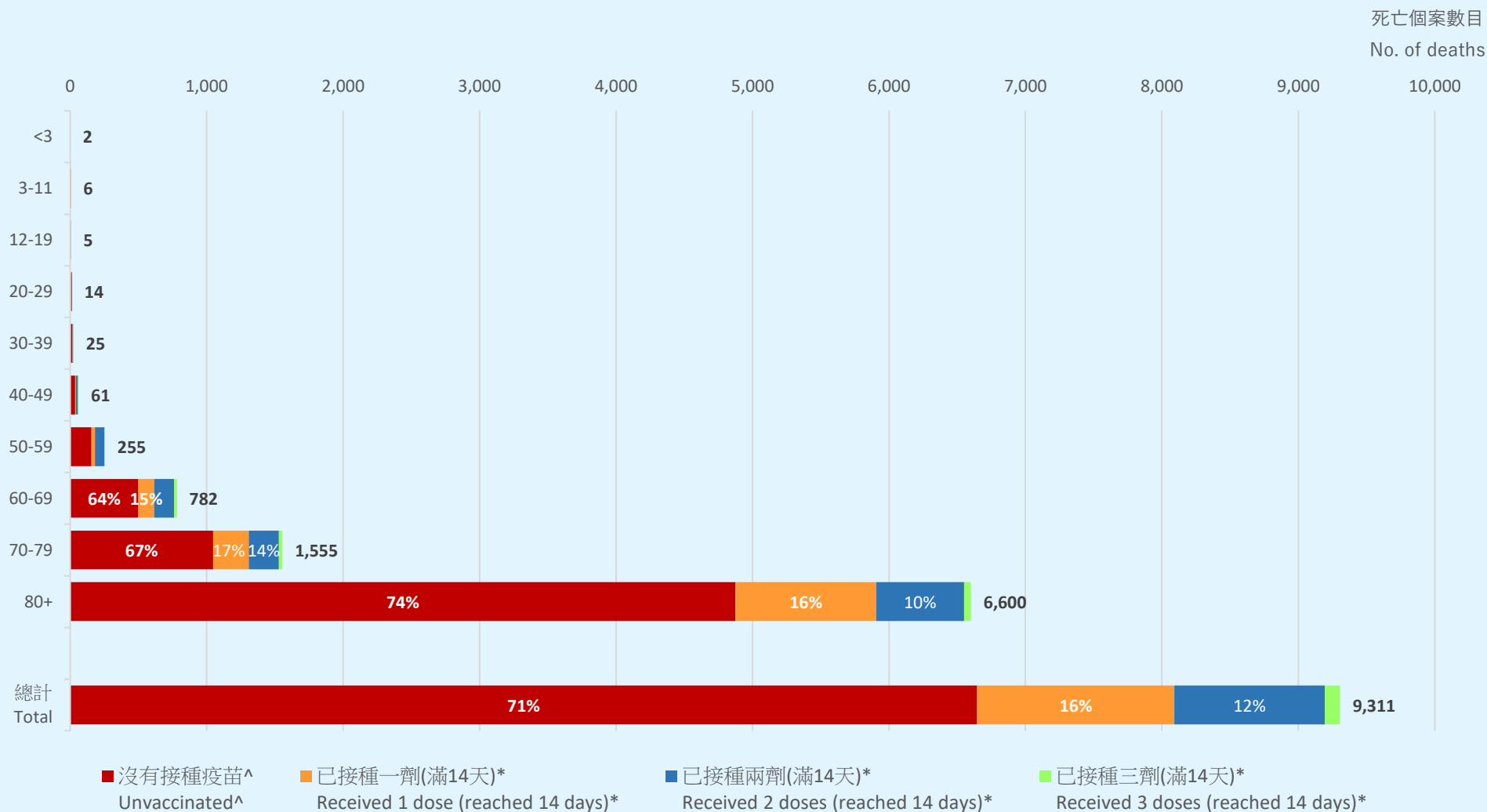
Including those that have received 1 dose but not yet reached 14 days.

疫苗接種數字是由2019冠狀病毒病疫苗接種計劃於2021年2月26日正式展開後的累計已接種疫苗人數。

Vaccination figures are cumulative number of persons that have received the vaccine dose since the COVID-19 Vaccination Programme was officially launched on 26 February 2021.

大部份死亡個案是未接種疫苗的人士。
Most of the deceased cases are unvaccinated persons.

累計死亡個案數目 {以疫苗接種 (於呈報個案日期計算) 及年齡組別劃分} 【臨時數字】
Cumulative number of deaths by vaccination (counted as at date of case reporting) and age group [Provisional figures]



* 計算是根據個別個案的呈報日期，相對於疫苗接種日期之時間間隔。這額外對計算疫苗劑數的方法是由2022年4月7日開始應用，包括追溯所有過往數據。

It is counted based on the date of case reporting of each reported case with respect to the date of vaccination to arrive at the time interval. This additional counting method for 'no. of vaccine doses received' is implemented starting from 7 April 2022, including all retrospective data.

[^] 包括已接種一劑但未滿14天的人士。

Including those that have received 1 dose but not yet reached 14 days.

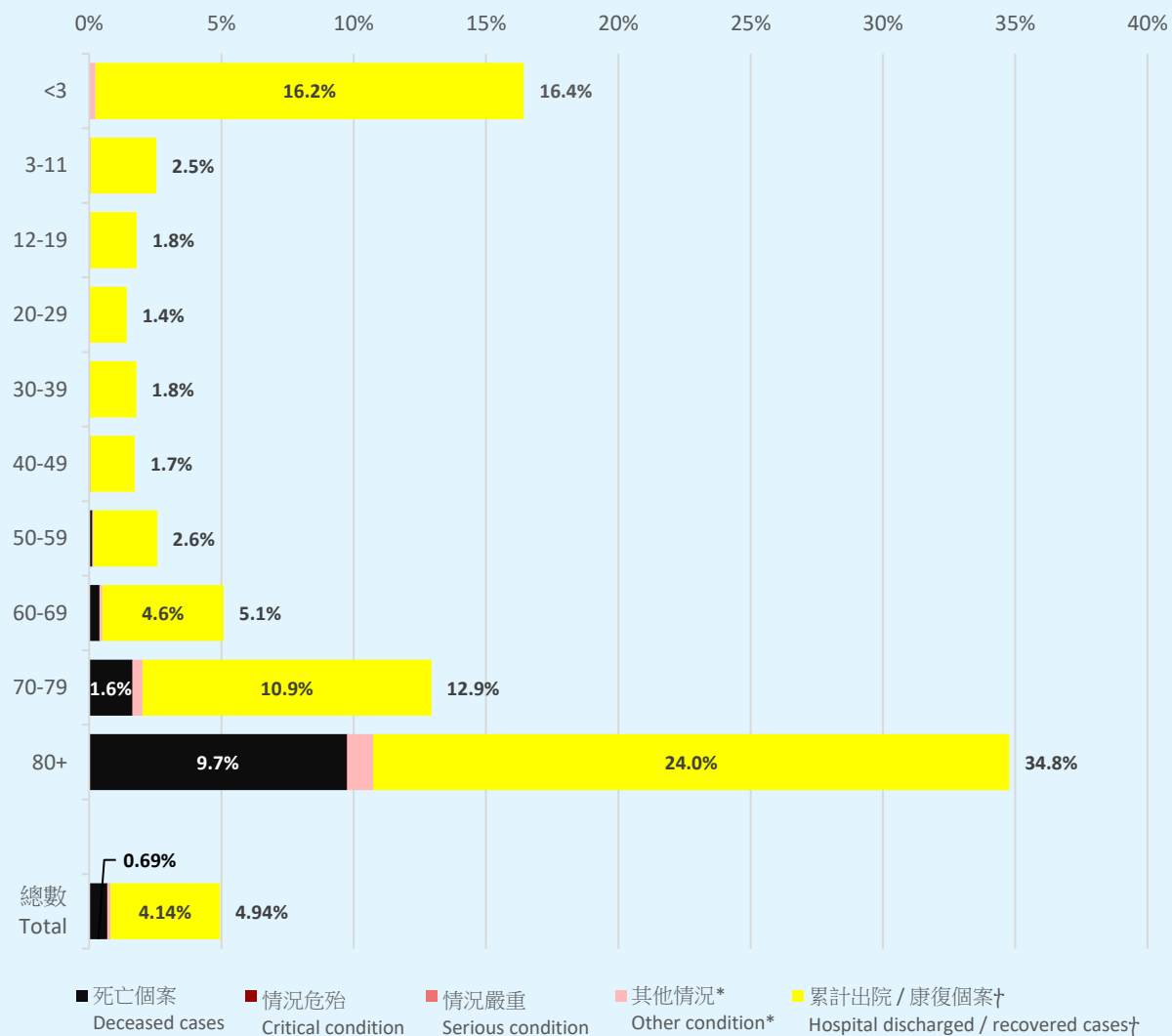
在呈報個案中，80歲或以上組別的死亡和住院個案數目比例最高。
Of the reported cases, the proportion of death and hospitalised cases is highest in those aged 80+.

年齡組別 Age groups	累計呈報 個案數目 Cumulative no. of reported cases	累計死亡 個案數目 Cumulative no. of deceased cases	目前住院個案數目† (最新情況) Currently hospitalised cases† (latest condition)			累計出院/ 康復個案† Cumulative no. of hospital discharged/ recovered cases†
			危殆 Critical	嚴重 Serious	其他* Others*	
< 3	14,662	2	0	0	33	2,373
3 – 11	71,050	6	0	0	35	1,767
12 – 19	55,819	5	0	0	22	978
20 – 29	157,917	14	0	0	25	2,207
30 – 39	223,306	25	1	0	34	3,930
40 – 49	219,591	61	1	0	45	3,693
50 – 59	220,284	255	3	0	84	5,329
60 – 69	198,488	782	2	2	200	9,106
70 – 79	95,078	1,555	3	6	361	10,373
80+	67,789	6,600	10	16	650	16,298
待定 Pending	30,303	6	0	0	0	4
總數 Total	1,354,287	9,311	20	24	1,489	56,058

† 由4月20日起，醫管局採用新的統計方法，由確診2019冠狀病毒病當日起計28日後，病人會列為康復。
Starting from 20 April, the Hospital Authority has adopted a new counting method. Patient is considered as recovered, after 28 days from the date tested positive for COVID-19.

* 包括情況穩定/尚好及資料不詳的個案。Includes stable/satisfactory cases and cases with missing information.

死亡及出院或康復或目前住院個案佔累計呈報個案之比例 (以年齡組別劃分) 【臨時數字】
Cumulative no. of reported cases who have deceased, currently hospitalised and hospital discharged / recovered by age group [Provisional figures]



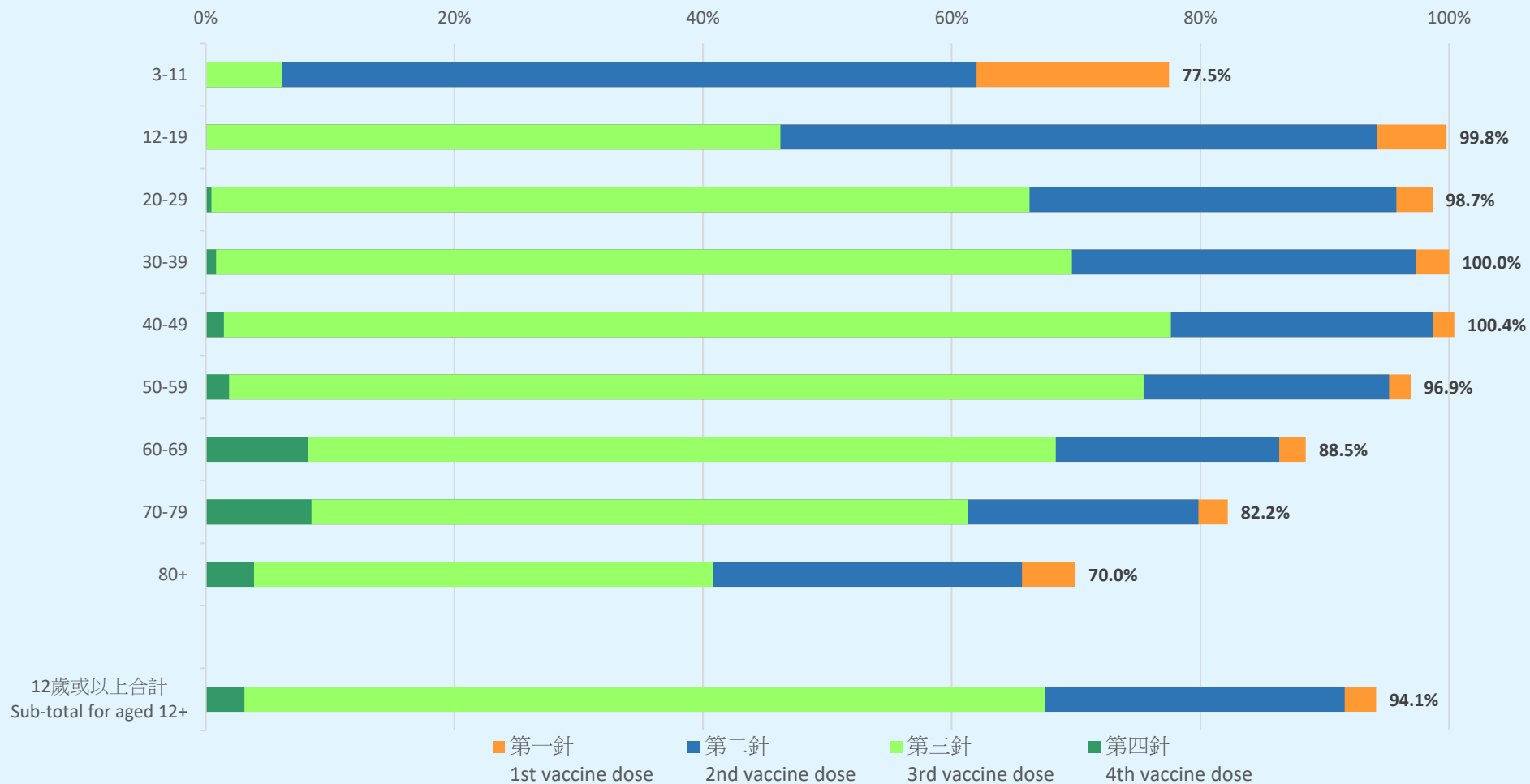
長者及兒童的疫苗接種率偏低。

The vaccination rate among elderly and children is relatively low.

在香港接種第一/二/三/四針的人口比率（以年齡組別劃分）

Rate of 1st/2nd/3rd/4th vaccine dose taken in Hong Kong per population by age group

人口比率
Per population rate



比率有可能超過100%，因已接種疫苗人士可包括非居港人士（已在前表列舉）。

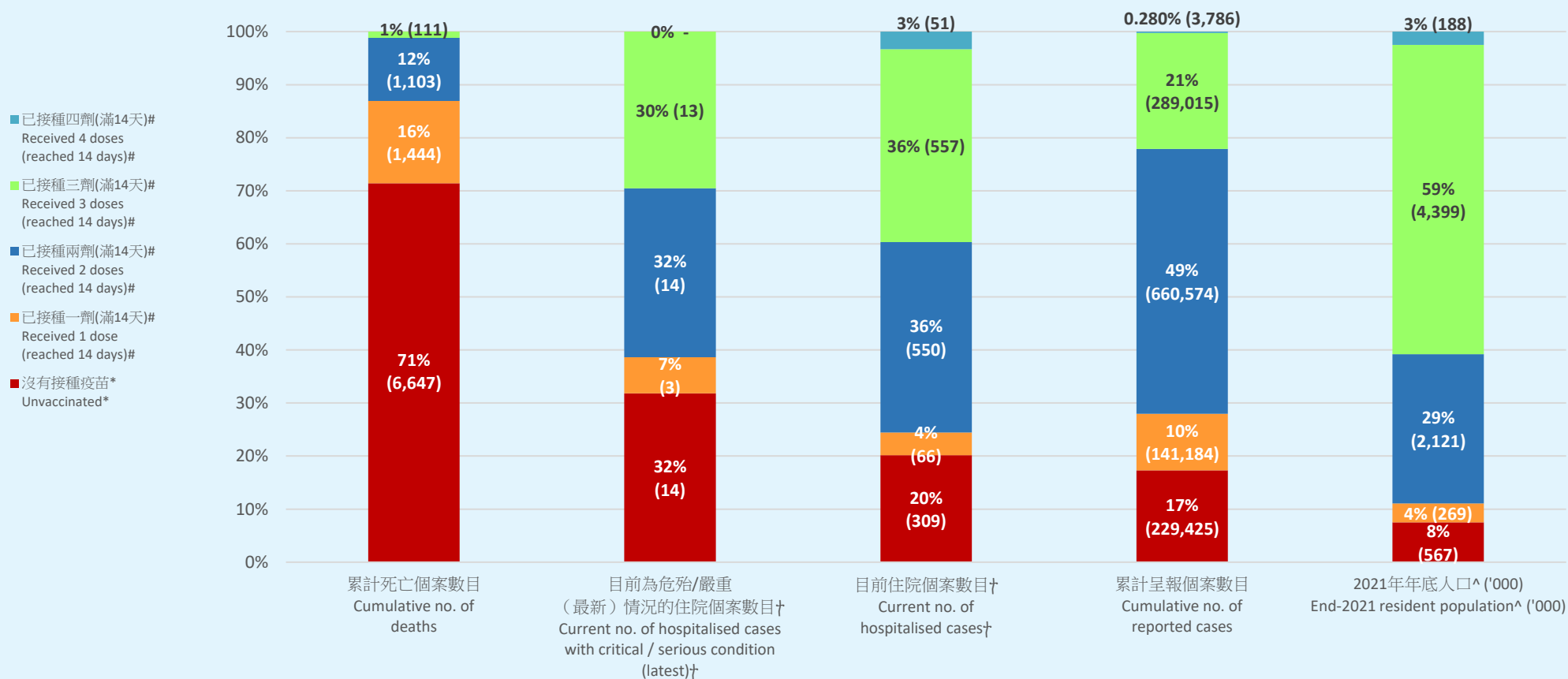
The rate may exceed 100% as the vaccinated population also includes Hong Kong non-residents (specified in the preceding table).

與香港整體人口比較，已接種三針的人士佔呈報個案的比例顯著較低，在住院危殆/嚴重及死亡個案中的佔比更是極低。這似乎反映接種三針能有效防感染、重症及死亡。

As compared to the Hong Kong overall population, those that have received 3 doses account for a much lower proportion among reported cases, and an extremely low proportion among the hospitalised critical/serious and deceased cases. This seems to suggest effectiveness of 3 doses in preventing infection, serious illness and fatality.

比較死亡、住院及呈報個案，與居港人口的疫苗接種情況# 【臨時數字】

Comparison on vaccination status# of deceased, hospitalised and reported cases against resident population [Provisional figures]



計算是根據個別個案的呈報日期，相對於疫苗接種日期之時間間隔。但年底人口數字，則根據編製統計數字之日期。這額外對計算疫苗劑數的方法是由2022年4月7日開始應用，包括追溯所有過往數據。It is counted based on the date of case reporting of each reported case with respect to the date of vaccination to arrive at the time interval. But for the resident population's figures, it is based on the date of statistics compilation instead. This additional counting method for 'no. of vaccine doses received' is implemented starting from 7 April 2022, including all retrospective data.

* 沒有接種疫苗人口中，包括 (1) 目前不符合接種條件的 123,600 名 3 歲以下人口及 (2) 已接種一劑但未滿14天的人士。The unvaccinated population include (1) 123,600 resident population aged <3 who are currently not eligible for vaccination and (2) those that have received 1 dose but not yet reached 14 days.

† 由4月20日起，醫管局採用新的統計方法，由確診2019冠狀病毒病當日起計28日後，病人會列為康復。Starting from 20 April, the Hospital Authority has adopted a new counting method. Patient is considered as recovered, after 28 days from the date tested positive for COVID-19.

^ 包括在香港/其他地方接種的疫苗。年齡是根據接種第一劑疫苗的日期計算。估算沒有接種疫苗的人口是基於2021年年底人口數字（臨時數字）和曾經接種疫苗人口的相差推算所得。Include vaccine doses taken in Hong Kong/elsewhere. Age is calculated based on the date of first vaccine dose. Estimated unvaccinated population is derived by the difference between the end-2021 resident population (provisional figure) and the population ever vaccinated.

以上個別小組加起來不等於100%，因為“待定”個案沒有顯示。The above sub-groups do not add up to 100% because the cases with 'pending' information are not presented.

有用資訊 Useful Information

死亡個案最新數據 Latest Data on Death Cases

https://www.covidvaccine.gov.hk/pdf/death_analysis.pdf



第5波數據資料庫

<https://www.coronavirus.gov.hk/chi/5th-wave-statistics.html>



Archive of statistics on 5th wave

<https://www.coronavirus.gov.hk/eng/5th-wave-statistics.html>



更多相關數據

https://www.chp.gov.hk/files/pdf/local_situation_covid19_tc.pdf



More relevant statistics

https://www.chp.gov.hk/files/pdf/local_situation_covid19_en.pdf



立即預約接種疫苗

https://booking.covidvaccine.gov.hk/forms/index_tc.jsp



Book vaccination now

<https://booking.covidvaccine.gov.hk/forms/index.jsp>



2019冠狀病毒病疫苗接種計劃專題網站

<https://www.covidvaccine.gov.hk/zh-HK>



COVID-19 Vaccination Programme Thematic Website

<https://www.covidvaccine.gov.hk/en>



2019冠狀病毒病專題網站

<https://www.coronavirus.gov.hk/chi/index.html>



COVID-19 Thematic Website

<https://www.coronavirus.gov.hk/eng/index.html>

