

# 2019冠狀病毒病第5波數據

(2021年12月31日至2022年4月8日00:00)

## Statistics on 5<sup>th</sup> Wave of COVID-19 (from 31 Dec 2021 up till 8 Apr 2022 00:00)

截至2022年4月8日 00:00 統計數字

Statistics are compiled based on data up to 8 Apr 2022 00:00

資料來源：衛生署衛生防護中心和醫院管理局

Source: Centre for Health Protection of the Department of Health; and the Hospital Authority



於過去24小時新呈報的個案數目 (經核酸檢測／快速抗原測試) Number of cases newly reported in last 24 hours (by nucleic acid tests / rapid antigen tests)	1,227 / 1,265
• 本地感染個案 (經核酸檢測／快速抗原測試) Local cases (by nucleic acid tests / rapid antigen tests)	1,224 / 1,260
• 輸入個案 (經核酸檢測／快速抗原測試) Imported cases (by nucleic acid tests / rapid antigen tests)	3 / 5
於過去24小時新呈報之死亡個案數目~ Number of deaths newly reported in last 24 hours~	86
目前住院個案數目* Current number of hospitalised cases*	9,503
目前於深切治療部情況危殆的個案數目 Current number hospitalised in ICU with critical condition	69
累計呈報個案數目 (經核酸檢測／快速抗原測試) Cumulative number of reported cases (by nucleic acid tests / rapid antigen tests)	736,706 / 436,390
累計死亡個案數目~ Cumulative number of deaths~	8,430
已接種第一針的人口# Population with 1 <sup>st</sup> vaccine dose#	6,541,948
已接種第二針的人口# Population with 2 <sup>nd</sup> vaccine dose#	5,910,002
已接種第三針的人口# Population with 3 <sup>rd</sup> vaccine dose#	2,915,488

~ 新型冠狀病毒測試結果呈陽性的個案，如果在首次陽性樣本收集日期的28日內死亡，則會被列為2019冠狀病毒病的死亡個案。死者的死因可能與2019冠狀病毒病無關。

COVID-19 death case is defined as a death in a person with positive SARS-CoV-2 result and died within 28 days of the first positive specimen collection day. The underlying cause of death may have been unrelated to COVID-19.

\* 包括對嚴重急性呼吸綜合症冠狀病毒2 (新型冠狀病毒) 檢測呈陽性或初步陽性，並於北大嶼山醫院香港感染控制中心、醫院管理局 (醫管局) 傳染病中心、亞洲國際博覽館社區治療設施及公立醫院接受治療的病人。

Include patients who tested positive or preliminarily positive for the SARS-CoV-2 virus and are currently being treated in the North Lantau Hospital Hong Kong Infection Control Centre, the Hospital Authority (HA) Infectious Disease Centre, the Community Treatment Facility at AsiaWorld-Expo and public hospitals.

# 當天的疫苗接種數據於每晚8點更新。疫苗接種數據是以2019冠狀病毒病疫苗接種計劃於2021年2月26日展開後的接種人口累計至今。

Vaccination figures of the day are updated daily at 8 p.m. Vaccination figures are cumulative number of persons that have received the vaccine dose since the COVID-19 Vaccination Programme was officially launched on 26 February 2021.

# 以年齡組別劃分之數據【臨時數字】 Breakdown of figures by age group [Provisional figures]

年齡組別 Age groups	累計死亡 個案數目 Cumulative number of deaths	目前於深切治療部 情況危殆的個案數目 Current number hospitalised in ICU with critical condition	目前住院 個案數目 Current number of hospitalised cases	累計呈報 個案數目 Cumulative number of reported cases	估算沒有接種疫 苗的人口 <sup>^</sup> Estimated unvaccinated population <sup>^</sup>	已接種第一針 的人口 <sup>@</sup> Population with 1 <sup>st</sup> vaccine dose <sup>@</sup>	已接種第二針 的人口 <sup>@</sup> Population with 2 <sup>nd</sup> vaccine dose <sup>@</sup>	已接種第三針 的人口 <sup>@</sup> Population with 3 <sup>rd</sup> vaccine dose <sup>@</sup>	2021年年中人口 Mid-2021 resident population
<3	1	1	24	12,212	133,000	不適用 NA	不適用 NA	不適用 NA	132,800
3 - 11	6	1	40	59,232	202,000	325,718	145,244	52	527,300
12 - 19	5	1	55	45,955	15,000	433,626	348,094	70,490	448,800
20 - 29	14	2	172	136,685	61,000	748,187	701,742	250,844	808,700
30 - 39	22	1	241	193,210	50,000	1,076,176	1,014,711	480,553	1,126,300
40 - 49	58	1	371	190,592	—	1,152,082	1,105,091	660,277	1,142,500
50 - 59	225	6	730	193,509	35,000	1,139,456	1,089,223	667,060	1,174,200
60 - 69	709	24	1,397	174,075	103,000	968,965	904,977	520,952	1,071,800
70 - 79	1,409	19	1,981	82,497	99,000	461,195	414,604	208,486	560,500
80+	5,979	13	4,489	59,979	165,000	236,543	186,316	56,774	401,800
待定 Pending	2	—	3	25,150	—	—	—	—	—
總數 Total	8,430	69	9,503	1,173,096	863,000	6,541,948	5,910,002	2,915,488	7,394,700
12歲或以上合計 Sub-total for aged 12+	8,421	67	9,436	1,076,502	528,000	6,216,230	5,764,758	2,915,436	6,734,600

<sup>^</sup> 估算沒有接種疫苗的人口是基於2021年年中人口數字(臨時數字)和已接種第一針人口的相差推算所得。

Estimated unvaccinated population is derived by the difference between the mid-2021 resident population (provisional figure) and the population with 1<sup>st</sup> vaccine dose.

<sup>@</sup> 2019冠狀病毒疫苗接種計劃下的合資格接種人士，除了香港居民外，還包括以下類別的非香港居民：(1) 持「往來港澳通行證」(慣稱「雙程證」) 獲准逗留香港，並且無需延期也可以在逗留期限屆滿前完成接種兩劑疫苗的訪客；(2) 免遣返申請人及獲聯合國難民署確認為難民的人士；及(3) 在香港逗留的其他訪客(必須持有有效旅遊證件在香港合法逗留，並且無需延期可以在逗留期限屆滿前完成接種兩劑疫苗)。這些合資格接種的非香港居民或未有包含在合資格接種人口基數內。此外，有關的人口基數非實時數字，與實際情況或會有偏差，故此接種百分比有可能高於100%。

Apart from Hong Kong residents, eligible persons under the COVID-19 Vaccination Programme also include the following categories of non-Hong Kong residents: (1) holders of the Exit-entry Permit for Travelling to and from Hong Kong and Macao who can complete two doses of vaccination within their limit of stay without extension; (2) non-refoulement claimants and refugees recognised by the Office of the United Nations High Commissioner for Refugees; and (3) other visitors staying in Hong Kong (holders of valid travel documents who are allowed to stay in Hong Kong as permitted by the law, and can complete two doses of vaccination within their limit of stay without extension). These non-Hong Kong residents who are eligible to receive vaccination may not be included in the baseline population eligible to receive vaccination. Separately, the relevant baseline population is not based on real time figures and there may be deviations from the actual situation. Therefore, vaccination rate may be higher than 100%.

70歲或以上長者佔死亡及重症個案的大多數，遠高於他們所佔的人口比例(13%)，而60-69歲於深切治療部的人士亦佔較高比例。  
 Elderly aged 70+ account for a disproportionately large share of death and severe cases, relative to their 13% population share; similarly for those aged 60-69 in ICU cases.

與居住人口比較的死亡、住院及於深切治療部個案的年齡分佈 【臨時數字】

Comparison on age profile of deceased, hospitalised and ICU cases against resident population [Provisional figures]



## 累計死亡個案數目~ {以疫苗接種（於呈報個案日期計算）及年齡組別劃分} 【臨時數字】

Cumulative number of deaths~ by vaccination (counted as at date of case reporting) and age group [Provisional figures]

年齡組別 Age groups	已接種三劑(滿14天)* Received 3 doses (reached 14 days)*	已接種兩劑(滿14天)* Received 2 doses (reached 14 days)*	已接種一劑(滿14天)* Received 1 dose (reached 14 days)*	沒有接種疫苗^ Unvaccinated^	總計 Total
<3	不適用 NA	不適用 NA	不適用 NA	1	1
3 – 11	0	0	1	5	6
12 – 19	0	1	1	3	5
20 – 29	0	6	1	7	14
30 – 39	3	3	2	14	22
40 – 49	4	15	4	35	58
50 – 59	2	59	25	139	225
60 – 69	11	121	101	476	709
70 – 79	16	186	233	974	1,409
80+	25	527	879	4,548	5,979
待定 Pending	—	—	—	—	2
總數 Total	61	918	1,247	6,202	8,430

~ 新型冠狀病毒測試結果呈陽性的個案，如果在首次陽性樣本收集日期的28日內死亡，則會被列為2019冠狀病毒病的死亡個案。死者的死因可能與2019冠狀病毒病無關。

COVID-19 death case is defined as a death in a person with positive SARS-CoV-2 result and died within 28 days of the first positive specimen collection day. The underlying cause of death may have been unrelated to COVID-19.

\* 計算是根據個別個案的呈報日期，相對於疫苗接種日期之時間間隔。這額外對計算疫苗劑數的方法是由2022年4月7日開始應用，包括追溯所有過往數據。

It is counted based on the date of case reporting of each reported case with respect to the date of vaccination to arrive at the time interval. This additional counting method for 'no. of vaccine doses received' is implemented starting from 7 April 2022, including all retrospective data.

^ 包括已接種一劑但未滿14天的人士。

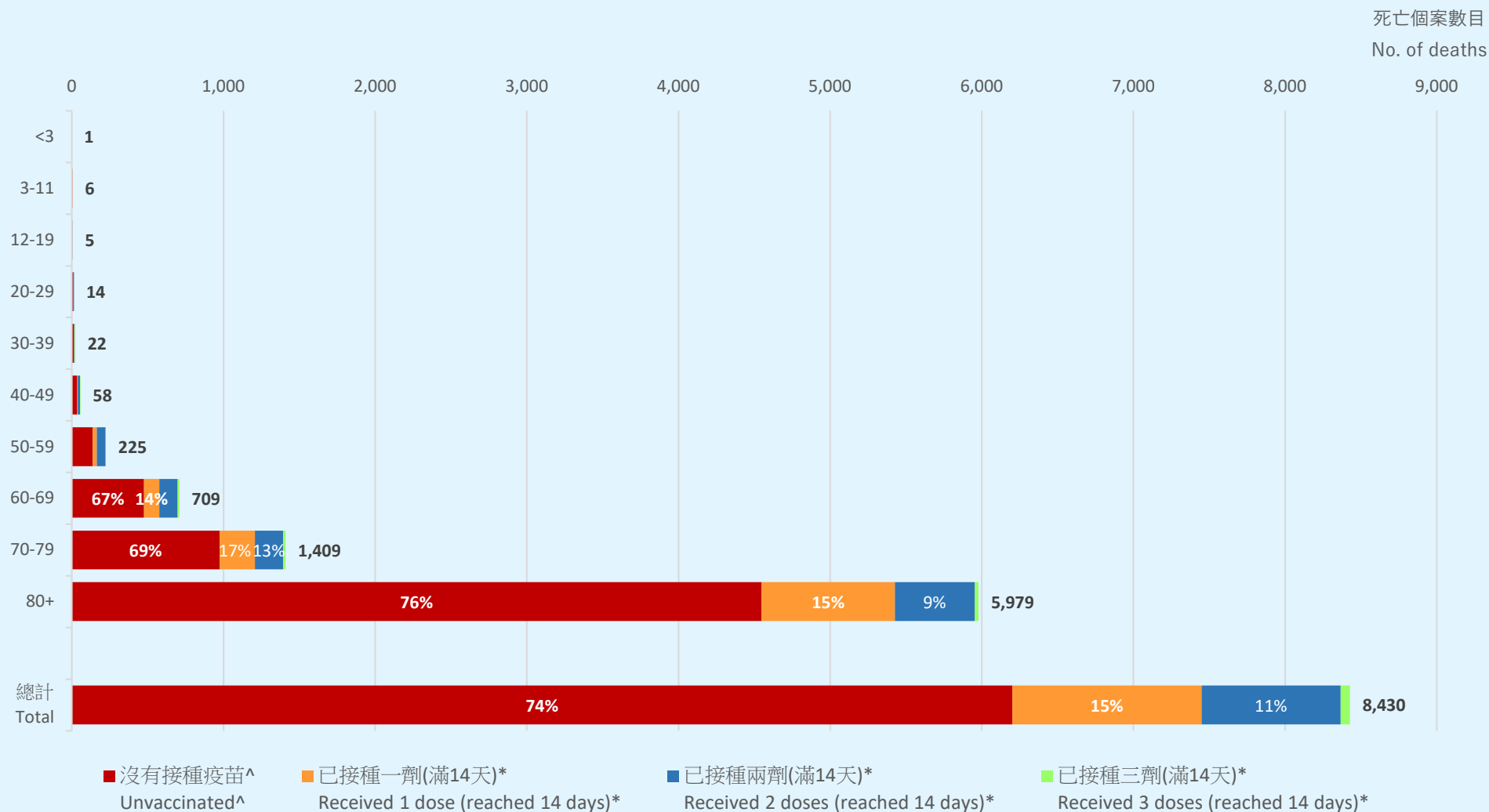
Including those that have received 1 dose but not yet reached 14 days.

疫苗接種數字是由2019冠狀病毒病疫苗接種計劃於2021年2月26日正式展開後的累計已接種疫苗人數。

Vaccination figures are cumulative number of persons that have received the vaccine dose since the COVID-19 Vaccination Programme was officially launched on 26 February 2021.

大部份死亡個案是未接種疫苗的人士。  
Most of the deceased cases are unvaccinated persons.

累計死亡個案數目 {以疫苗接種 (於呈報個案日期計算) 及年齡組別劃分} 【臨時數字】  
Cumulative number of deaths by vaccination (counted as at date of case reporting) and age group [Provisional figures]



\* 計算是根據個別個案的呈報日期，相對於疫苗接種日期之時間間隔。這類外對計算疫苗劑數的方法是由2022年4月7日開始應用，包括追溯所有過往數據。

It is counted based on the date of case reporting of each reported case with respect to the date of vaccination to arrive at the time interval. This additional counting method for 'no. of vaccine doses received' is implemented starting from 7 April 2022, including all retrospective data.

^ 包括已接種一劑但未滿14天的人士。

Including those that have received 1 dose but not yet reached 14 days.

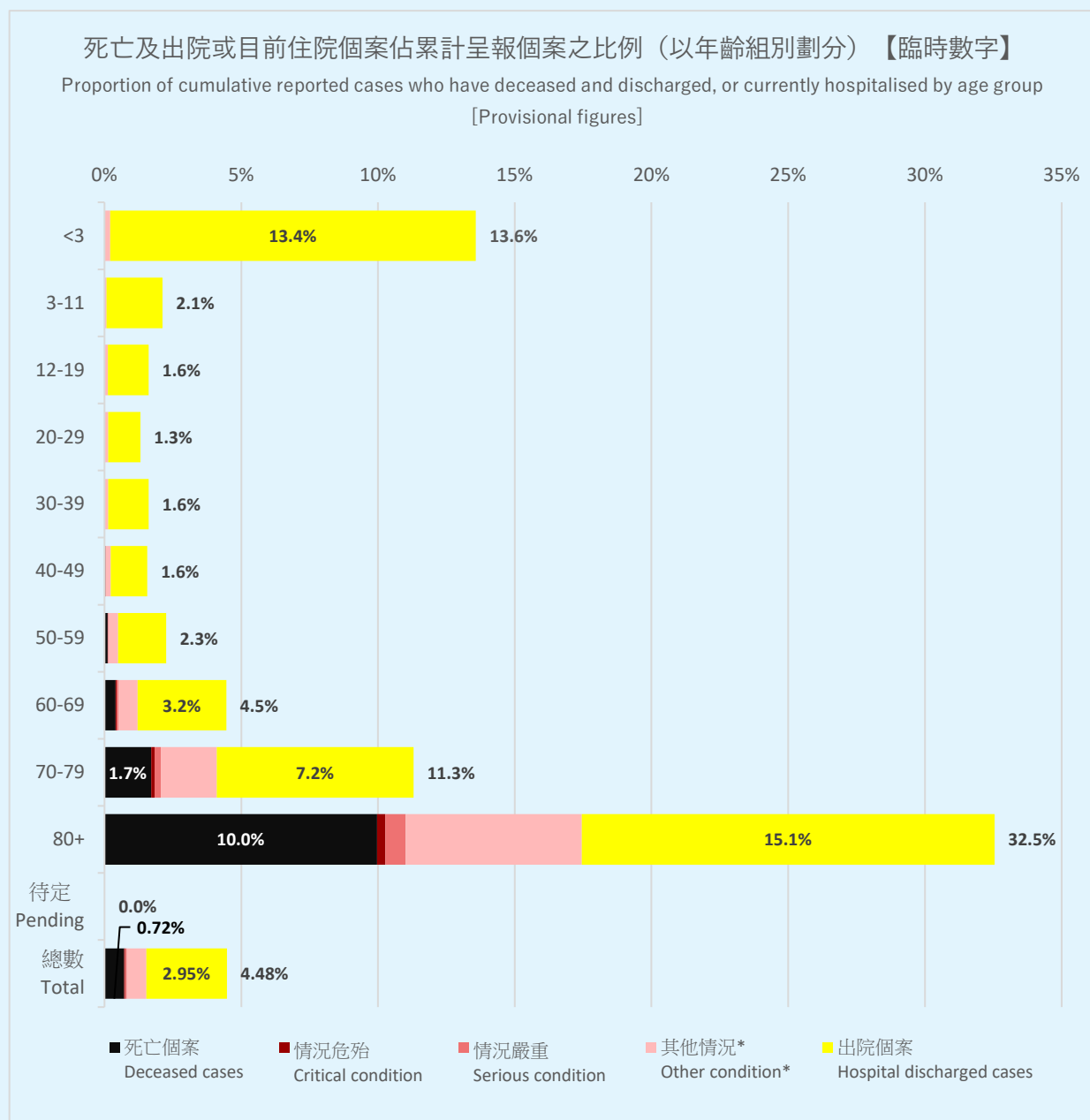
截至目前為止，在呈報個案中，80歲或以上組別的臨時死亡及情況危殆/嚴重比例最高，由60歲開始幾何級上升。

Of the up-to-date reported cases, the interim proportion of death and critical/serious condition is highest in those aged 80+, which increases exponentially from age 60.

年齡組別 Age groups	累計呈報 個案數目 Cumulative no. of reported cases	累計死亡 個案數目 Cumulative no. of deceased cases	目前住院個案數目（最新情況） Currently hospitalised cases (latest condition)			累計出院 個案 Cumulative no. of hospital discharged cases
			危殆 Critical	嚴重 Serious	其他* Others*	
< 3	12,212	1	1	0	23	1,633
3 – 11	59,232	6	1	2	37	1,210
12 – 19	45,955	5	2	2	51	680
20 – 29	136,685	14	2	6	164	1,605
30 – 39	193,210	22	3	6	232	2,854
40 – 49	190,592	58	9	11	351	2,549
50 – 59	193,509	225	19	43	668	3,403
60 – 69	174,075	709	75	96	1,226	5,649
70 – 79	82,497	1,409	99	192	1,690	5,929
80+	59,979	5,979	177	451	3,861	9,051
待定 Pending	25,150	2	0	1	2	2
總數 Total	1,173,096	8,430	388	810	8,305	34,565

\*包括情況穩定/尚好及資料不詳的個案。

Includes stable/satisfactory cases and cases with missing information.



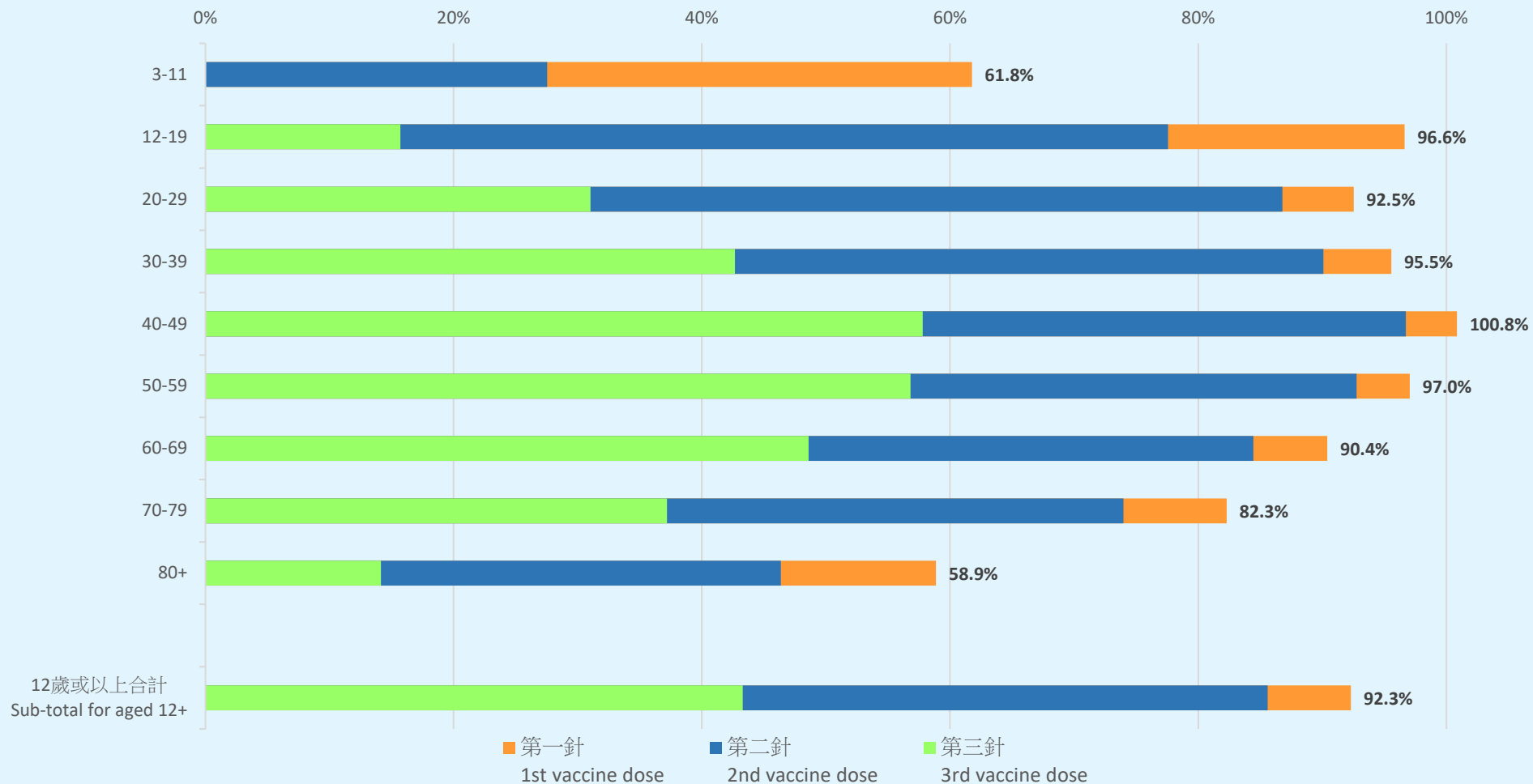
長者及兒童的疫苗接種率偏低。

The vaccination rate among elderly and children is relatively low.

已接種第一/二/三針的人口比率（以年齡組別劃分）

Rate of 1st/2nd/3rd vaccine dose per population by age group

人口比率  
Per population rate



比率有可能超過100%，因已接種疫苗人士可包括非居港人士（已在前表列舉）。

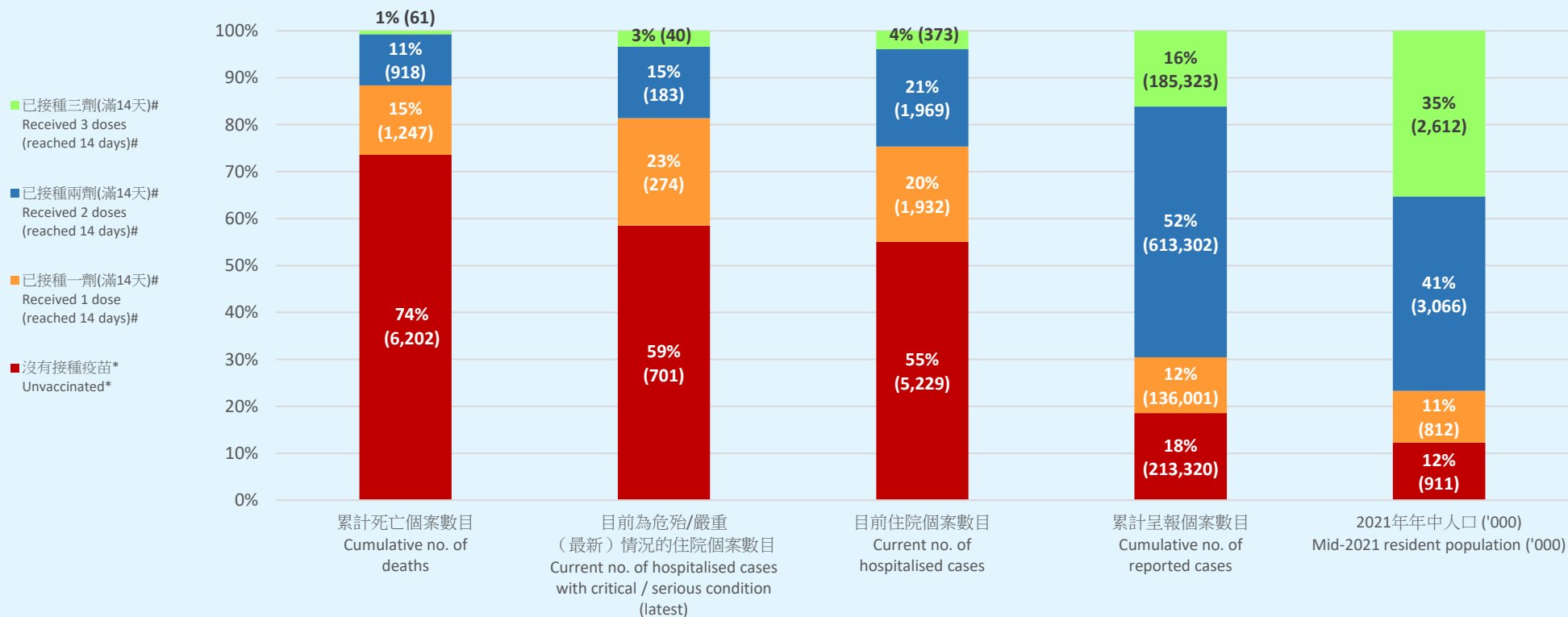
The rate may exceed 100% as the vaccinated population also includes Hong Kong non-residents (specified in the preceding table).

與香港整體人口比較，已接種三針的人士佔呈報個案的比例顯著較低，在住院危殆/嚴重及死亡個案中的佔比更是極低。這似乎反映接種三針能有效防感染、重症及死亡。

As compared to the Hong Kong overall population, those that have received 3 doses account for a much lower proportion among reported cases, and an extremely low proportion among the hospitalised critical/serious and deceased cases. This seems to suggest effectiveness of 3 doses in preventing infection, serious illness and fatality.

### 比較死亡、住院及呈報個案，與居港人口的疫苗接種情況# 【臨時數字】

Comparison on vaccination status# of deceased, hospitalised and reported cases against resident population [Provisional figures]



# 計算是根據個別個案的呈報日期，相對於疫苗接種日期之時間間隔。但年中人口數字，則根據編製統計數字之日期。這額外對計算疫苗劑數的方法是由2022年4月7日開始應用，包括追溯所有過往數據。

It is counted based on the date of case reporting of each reported case with respect to the date of vaccination to arrive at the time interval. But for the resident population's figures, it is based on the date of statistics compilation instead. This additional counting method for 'no. of vaccine doses received' is implemented starting from 7 April 2022, including all retrospective data.

\* 沒有接種疫苗人的口中，包括(1)目前不符合接種條件的132,800名3歲以下人口及(2)已接種一劑但未滿14天的人士。

The unvaccinated population include (1) 132,800 resident population aged <3 who are currently not eligible for vaccination and (2) those that have received 1 dose but not yet reached 14 days.

以上個別小組加起來不等於100%，因為“待定”個案沒有顯示。

The above sub-groups do not add up to 100% because the cases with 'pending' information are not presented.



## 有用資訊 Useful Information

死亡個案最新數據 Latest Data on Death Cases

[https://www.covidvaccine.gov.hk/pdf/death\\_analysis.pdf](https://www.covidvaccine.gov.hk/pdf/death_analysis.pdf)



第5波數據資料庫

<https://www.coronavirus.gov.hk/chi/5th-wave-statistics.html>



Archive of statistics on 5th wave

<https://www.coronavirus.gov.hk/eng/5th-wave-statistics.html>



更多相關數據

[https://www.chp.gov.hk/files/pdf/local\\_situation\\_covid19\\_tc.pdf](https://www.chp.gov.hk/files/pdf/local_situation_covid19_tc.pdf)



More relevant statistics

[https://www.chp.gov.hk/files/pdf/local\\_situation\\_covid19\\_en.pdf](https://www.chp.gov.hk/files/pdf/local_situation_covid19_en.pdf)



立即預約接種疫苗

[https://booking.covidvaccine.gov.hk/forms/index\\_tc.jsp](https://booking.covidvaccine.gov.hk/forms/index_tc.jsp)



Book vaccination now

<https://booking.covidvaccine.gov.hk/forms/index.jsp>



2019冠狀病毒病疫苗接種計劃專題網站

<https://www.covidvaccine.gov.hk/zh-hk>



COVID-19 Vaccination Programme Thematic Website

<https://www.covidvaccine.gov.hk/en>



2019冠狀病毒病專題網站

<https://www.coronavirus.gov.hk/chi/index.html>



COVID-19 Thematic Website

<https://www.coronavirus.gov.hk/eng/index.html>

