

2019冠狀病毒病第5波數據

(2021年12月31日至2022年3月10日00:00)

Statistics on 5th Wave of COVID-19 (from 31 Dec 2021 up till 10 Mar 2022 00:00)

截至2022年3月10日 00:00 統計數字

Statistics are compiled based on data up to 10 Mar 2022 00:00

資料來源：衛生署衛生防護中心和醫院管理局

Source: Centre for Health Protection of the Department of Health; and the Hospital Authority



於過去24小時新呈報的個案數目 (經核酸檢測/快速抗原測試) Number of cases newly reported in last 24 hours (by nucleic acid tests / rapid antigen tests)	24,390 / 7,012
• 本地感染個案 (經核酸檢測/快速抗原測試) Local (by nucleic acid tests / rapid antigen tests)	24,380 / 7,012
• 輸入個案 Imported	10
於過去24小時新呈報之死亡個案數目 Number of deaths newly reported in last 24 hours	281
目前住院個案數目* Current number of hospitalised cases*	9,350
目前於深切治療部情況危殆的個案數目 Current number hospitalised in ICU with critical condition	71
累計呈報個案數目 (經核酸檢測/快速抗原測試) Cumulative number of reported cases (by nucleic acid tests / rapid antigen tests)	562,992 / 41,796
累計死亡個案數目 Cumulative number of deaths	2,937
已接種第一針的人口# Population with 1 st vaccine dose#	6,362,663
已接種第二針的人口# Population with 2 nd vaccine dose#	5,328,820
已接種第三針的人口# Population with 3 rd vaccine dose#	2,114,835

* 包括對嚴重急性呼吸綜合症冠狀病毒2 (新型冠狀病毒) 檢測呈陽性或初步陽性，並於北大嶼山醫院香港感染控制中心、醫院管理局 (醫管局) 傳染病中心、亞洲國際博覽館社區治療設施及公立醫院接受治療的病人。
Include patients who tested positive or preliminarily positive for the SARS-CoV-2 virus and are currently being treated in the North Lantau Hospital Hong Kong Infection Control Centre, the Hospital Authority (HA) Infectious Disease Centre, the Community Treatment Facility at AsiaWorld-Expo and public hospitals.

當天的疫苗接種數據於每晚8點更新。

Vaccination figures of the day are updated daily at 8 p.m.

疫苗接種數據是以2019冠狀病毒病疫苗接種計劃於2021年2月26日展開後的接種人口累計至今。

Vaccination figures are cumulative number of persons received the vaccine dose when the COVID-19 Vaccination Programme was officially launched on 26 February 2021.

以年齡組別劃分之數據 Breakdown of figures by age group

年齡組別 Age groups	累計死亡個案 數目 Cumulative number of deaths	目前住院個案 數目 Current number of hospitalised cases	目前於深切治療 部情況危殆的 個案數目 Current number hospitalised in ICU with critical condition	沒有接種疫苗的人口數目 [^] Unvaccinated population [^]	已接種第一針的人口 Population with 1 st vaccine dose	已接種第二針的人口 Population with 2 nd vaccine dose	已接種第三針的人口 Population with 3 rd vaccine dose	2021年年中人口 Mid-2021 resident population
<3	1	114	1	132,800	不適用 NA	不適用 NA	不適用 NA	132,800
3 - 11	4	70	1	269,100	258,187	15,124	17	527,300
12 - 19	2	56	1	24,800	423,993	308,060	18,476	448,800
20 - 29	5	127	1	70,000	738,708	671,190	163,125	808,700
30 - 39	9	202	0	64,100	1,062,195	958,977	337,054	1,126,300
40 - 49	20	309	4	1,400	1,141,114	1,052,711	496,724	1,142,500
50 - 59	100	625	6	47,700	1,126,461	1,025,578	504,769	1,174,200
60 - 69	251	1,312	26	120,000	951,842	817,551	399,389	1,071,800
70 - 79	510	1,877	22	114,800	445,690	347,949	157,954	560,500
80+	2035	4,655	8	187,300	214,473	131,680	37,327	401,800
待定 Pending	0	3	1	—	—	—	—	—
總數 Total	2,937	9,350	71	1,032,000	6,362,663	5,328,820	2,114,835	7,394,700
12歲或以上合計 Sub-total for aged 12+	2,932	9,163	68	630,100	6,104,476	5,313,696	2,114,818	6,734,600

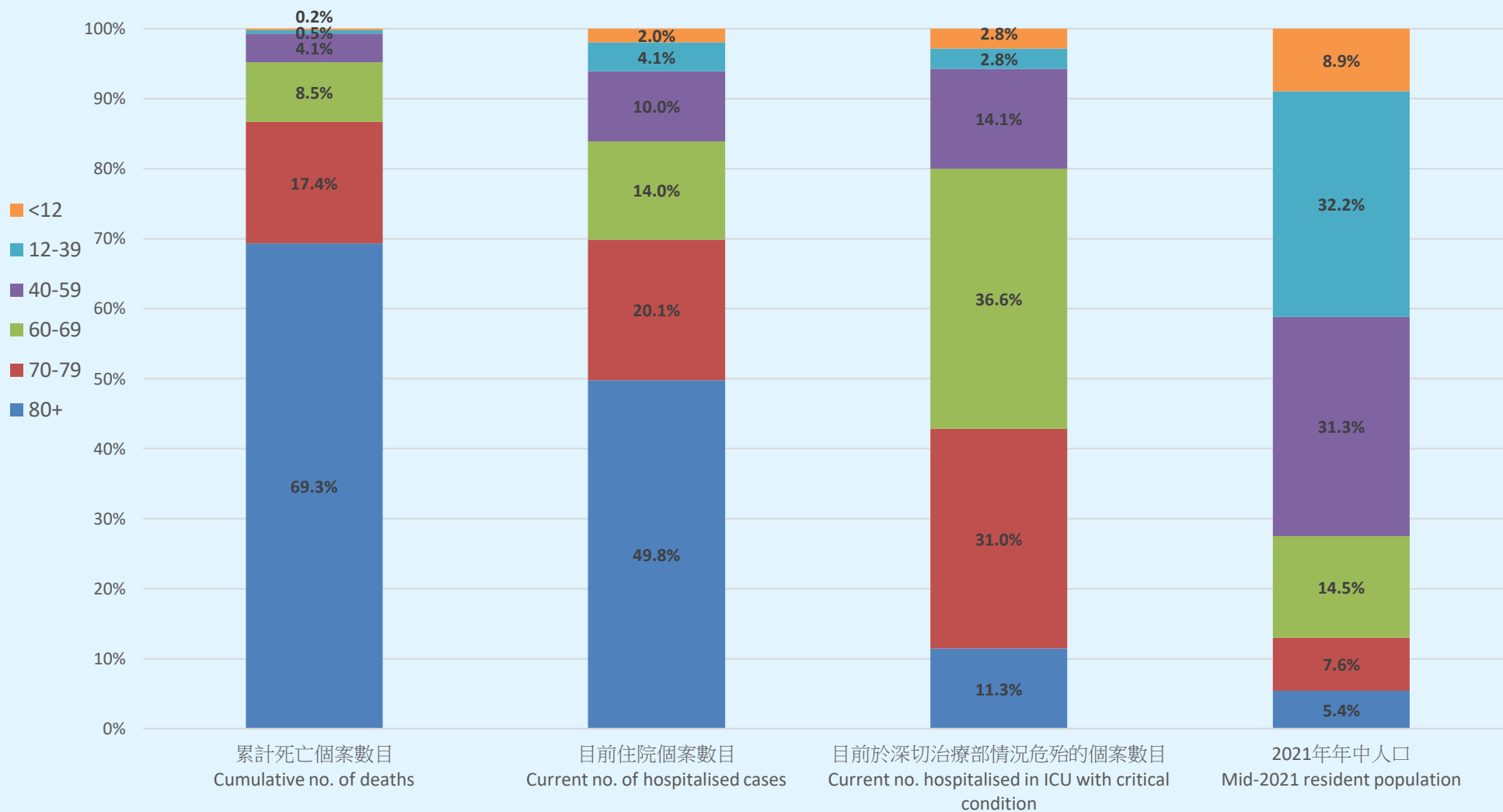
[^] 沒有接種疫苗的人口是基於2021年年中人口數字和已接種第一針人口的相差推算所得。

Unvaccinated population is derived by the difference between the mid-2021 resident population and the population with 1st vaccine dose.

70歲或以上長者佔死亡及重症個案的大多數，遠高於他們所佔的人口比例(13%)，而60-69歲於深切治療部的人士亦佔較高比例。
 Elderly aged 70+ accounts for a disproportionately large share of death and severe cases, relative to their 13% population share; similarly for aged 60-69 in ICU cases.

與居住人口比較的死亡、住院及於深切治療部個案的年齡分佈

Comparison on age profile of deceased, hospitalised and ICU cases against resident population



累計死亡個案數目（以疫苗接種及年齡組別劃分）【臨時數字】

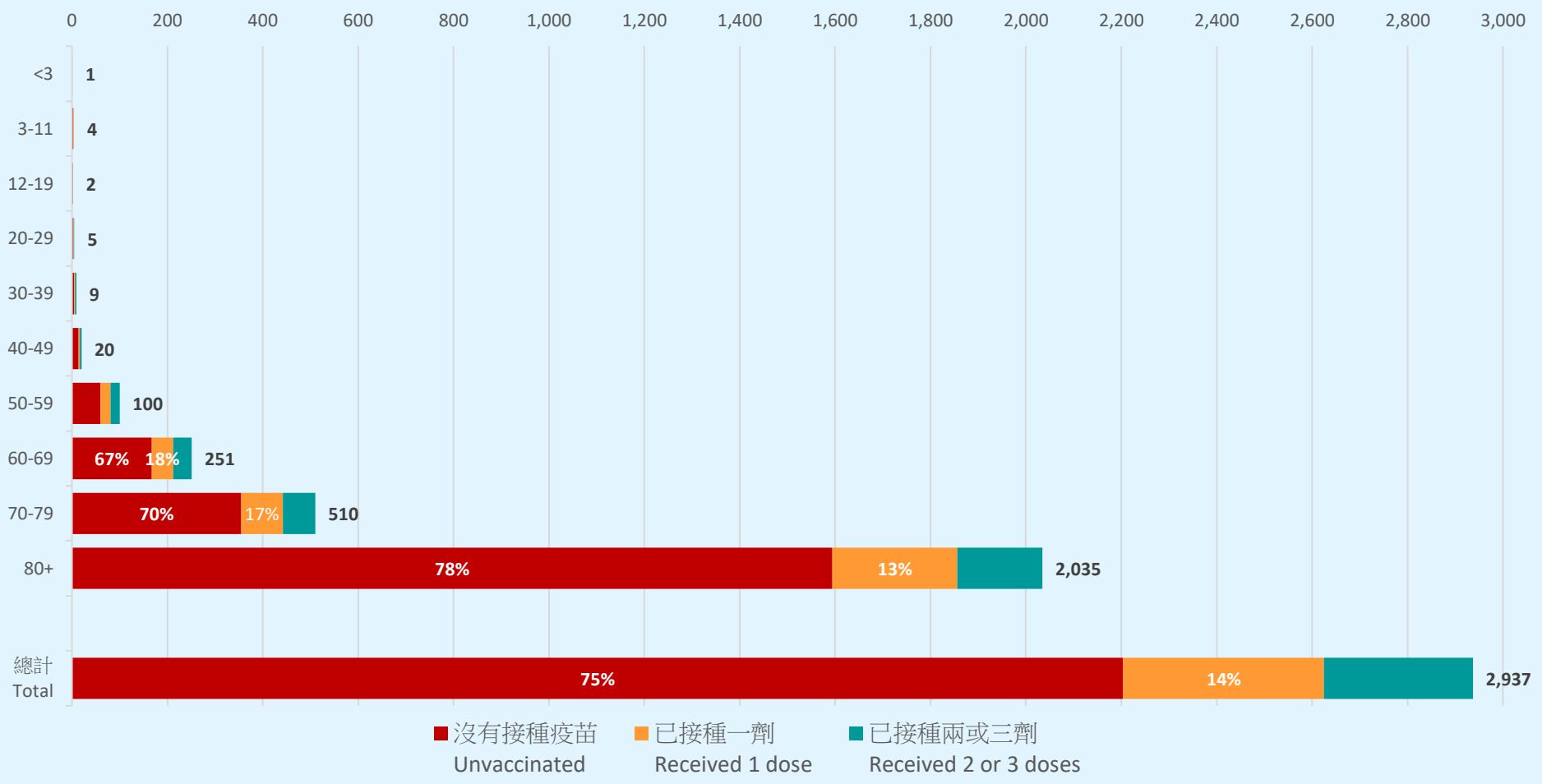
Cumulative number of deaths by vaccination and age group [Provisional figures]

年齡組別 Age groups	已接種兩或三劑 Received 2 or 3 doses	已接種一劑 Received 1 dose	沒有接種疫苗 Unvaccinated	總計 Total
<3	不適用 NA	不適用 NA	1	1
3 - 11	0	1	3	4
12 - 19	0	0	2	2
20 - 29	1	1	3	5
30 - 39	3	1	5	9
40 - 49	3	3	14	20
50 - 59	19	21	60	100
60 - 69	39	45	167	251
70 - 79	68	87	355	510
80+	179	262	1,594	2,035
待定 Pending	0	0	0	0
總數 Total	312	421	2,204	2,937

大部份死亡個案是未接種疫苗的人士。
Most of the deceased cases are unvaccinated persons.

累計死亡個案數目（以疫苗接種及年齡組別劃分）【臨時數字】
Cumulative number of deaths by vaccination and age group [Provisional figures]

死亡個案數目
No. of deaths



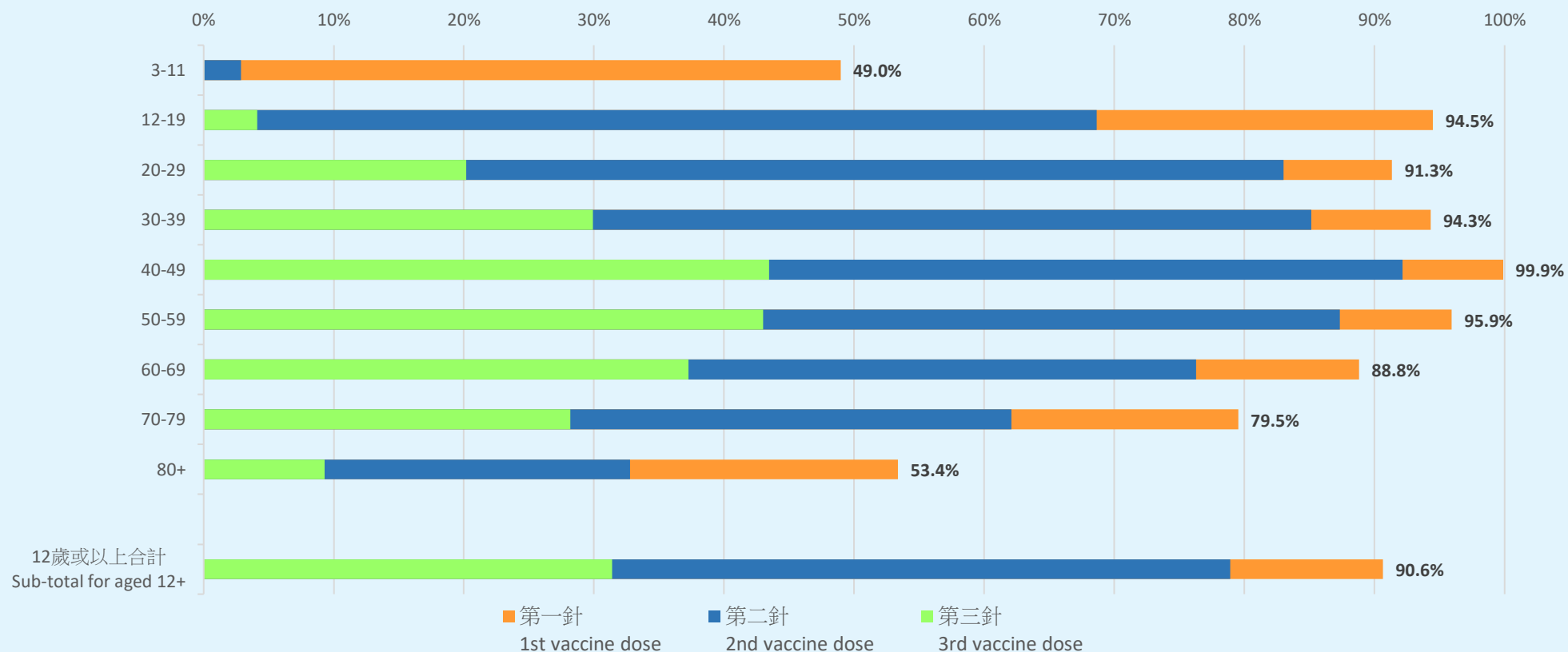
長者及兒童的疫苗接種率偏低。

The vaccination rate among elderly and children is relatively low.

已接種第一/二/三針的人口比例（以年齡組別劃分）

Proportion of population with 1st/2nd/3rd vaccine dose by age group

人口的百分比
% of population



更多相關數據

https://www.chp.gov.hk/files/pdf/local_situation_covid19_tc.pdf



More relevant statistics

https://www.chp.gov.hk/files/pdf/local_situation_covid19_en.pdf



立即預約接種疫苗

https://booking.covidvaccine.gov.hk/forms/index_tc.jsp



Book vaccination now

<https://booking.covidvaccine.gov.hk/forms/index.jsp>



請掃描此二維碼獲取最新網上版本
Please scan the QR code for the latest online version

